



**SISC**

Self-Insured Schools  
of California

*Schools Helping Schools*

**PROPERTY AND LIABILITY  
BOARD OF DIRECTORS MEETING  
MAY 21, 2026  
10:30 A.M.**

**AGENDA**

**I. Consent Agenda**

- A. Approval of Minutes for April 2026 Board of Directors Meeting Dave Ostash
- B. Approval of Payment of Student Insurance Claims in the Amount of \$54,115.59 and Tackle Football Claims in the Amount of \$5,183.92 for the Month of April 2026 Dave Ostash

Moved \_\_\_\_\_ 2<sup>nd</sup> \_\_\_\_\_

Yes \_\_\_\_\_ No \_\_\_\_\_ Abstain \_\_\_\_\_ Roll Call Vote \_\_\_\_\_

**II. Public Comment**

### **III. Closed Session- Property and Liability Claims**

The board may be required to adjourn to closed session for discussion of matters regarding a claim for the payment of tort liability losses, public liability losses, or workers' compensation liability, authorized by Government Code 54956.95.

<b>District</b>	<b>File Number</b>	<b>Claimant</b>
Lake Elsinore Unified School District By Ty Taylor	2024048761	D.G. (a minor)
Standard School District By Hilda Hankins	2024049364	Ted Lidgett A-BI
Bakersfield City School District By Hilda Hankins	2025054287	Ricardo Celio-Martinez L-BI
Antelope Valley Union High School District By Hilda Hankins	2025055877	Property
Standard School District By Hilda Hankins	2024050975	Rhema Christian L-BI

### **IV. Reconvene To Open Session**

A. Reports from Closed Session, if Required

## V. Action Items

- A. Report of Property and Liability Claims in the Amount of \$1,455,493.76 for the Month of April 2026 and Ratification of Payment of this Amount Robert Kretzmer

Moved \_\_\_\_\_ 2<sup>nd</sup> \_\_\_\_\_

Yes \_\_\_\_\_ No \_\_\_\_\_ Abstain \_\_\_\_\_ Roll Call Vote \_\_\_\_\_

- B. Financial Report – Presentation of Financial Statements for the Month of April 2026 Will Be Submitted for Approval Kim Sloan

Moved \_\_\_\_\_ 2<sup>nd</sup> \_\_\_\_\_

Yes \_\_\_\_\_ No \_\_\_\_\_ Abstain \_\_\_\_\_ Roll Call Vote \_\_\_\_\_

## VI. Information and Discussion Items

- A. Quarterly Claims Count Review Ty Taylor
- B. Legislative Update Robert Kretzmer
- C. Implementation of Public School Works (PSW) Kerri Jones  
Alex Fisher
- D. Comments from the Board of Directors Will Be Heard Dave Ostash
- E. Next Meeting: Dave Ostash  
Thursday, June 18, 2026  
10:30 a.m.  
SISC Board Room, 4<sup>th</sup> Floor – Larry E. Reider Education Center  
2000 K Street, Bakersfield, CA 93301
- F. Adjournment Dave Ostash

Moved \_\_\_\_\_ 2<sup>nd</sup> \_\_\_\_\_

Yes \_\_\_\_\_ No \_\_\_\_\_ Abstain \_\_\_\_\_ Roll Call Vote \_\_\_\_\_

Any materials required by law to be made available to the public prior to a meeting of the Governing Board of the SISC II JPA can be inspected at the following address during normal business hours at:  
2000 K Street, Bakersfield, CA. 93301

For more information regarding how, to whom, and when a request for disability-related modification or accommodation, including auxiliary aids or services, may be made by a person with a disability who requires a modification or accommodation to participate in the public meeting, please contact Kristy Comstock at 661-636-4682 or [krcomstock@siscschools.org](mailto:krcomstock@siscschools.org)

\*The number of Board Members needed to form a quorum for this meeting is eight

## PROPERTY & LIABILITY TERMINOLOGY

1. **AMERICANS WITH DISABILITIES ACT (ADA)** - A federal act designed to set standards to remove the barriers to employment, transportation, public accommodations, public services, and telecommunications that exist for those members of our society who have physical disabilities. The act encompasses aspects of everyday life and generates wide ranging implications for almost every business or service.
2. **CIVIL RIGHTS VIOLATIONS** - The term applied to tort claims involving issues of sexual harassment; wrongful termination; employment, age, gender or race discrimination; ADA; employment harassment. If Plaintiff prevails, even partially, this type of case entitles plaintiff to also collect attorney fees.
3. **CLAIM TYPES** – The internal coding systems for claims includes:

ABI – Auto Bodily Injury	BM – Boiler/Machinery	LPI – Liability Personal Injury
ACL – Auto Collision	CF – Crime/Fidelity	LPD–Liability Property Damage
ACP – Auto Comprehension	EP – Liability Employment Practices	P – Property
AGK – Auto Garage Keepers	LBI – Liability Bodily Injury	SE – Special Education
APD – Auto Property Damage	LEO – Liability Errors & Omission	SM – Liability – Sexual Misconduct
4. **CLASS ACTION** – A lawsuit in which one person or a small group of people represent the interests of an entire class of people in litigation.
5. **COMPARATIVE NEGLIGENCE** - A more modern system of allocating damages between two or more persons than the method of contributory negligence. Under comparative negligence, the damages collectible in relation to another person are diminished in proportion to one's degree of negligence. In most instances, damages cannot be collected at all if the claimant's negligence were greater than that of the other party. Currently, in a few instances, the courts have awarded both parties damages as a percent of the total damages, depending on respective degrees of fault.
6. **CROSS COMPLAINT** – A claim asserted by a defendant against another party to the action. Also termed (in some jurisdictions) *cross petition*. A claim asserted by a defendant against a person not a party to the action for a matter relating to the subject of the action.
7. **DECLARATORY RELIEF ACTION** - Remedy for the determination of a judicial controversy where a plaintiff or defendant is in doubt as to their legal rights. No consequential relief is awarded.
8. **ERRORS AND OMISSIONS (E&O)** - A form of Professional Liability insurance which provides coverage for mistakes made in a profession not involved with the human body (lawyers, architects, engineers) or for mistakes made in a service business (insurance, real estate, and others). Also a form of coverage for financial institutions protecting against loss to lending institutions which fail to effect insurance coverage.
9. **HEARSAY** – Testimony by a witness based not on his or her own observations but on what someone else said, offered in evidence to prove the truth of what was said.
10. **HOLD HARMLESS AGREEMENT** - A contractual arrangement whereby one party assumes the liability inherent in a situation, thereby relieving the other party of responsibility. Such agreements are typically found in leases and easements and construction contract agreements. Agreement or contract in which one party agrees to hold the other without responsibility for damage or other liability arising out of the transaction involved.
11. **INCURRED LOSSES** – The amount equal to paid losses and losses for which the insurer is liable but has not yet paid.
12. **INJUNCTIVE RELIEF ACTION** - Legal action filed for prohibitive or equitable relief. An action filed to forbid an act or to restrain someone from continuing an act which is considered unjust or injurious.
13. **MORAL HAZARD** – A condition that may lead a person to intentionally cause or exaggerate a loss.
14. **MOTION FOR SUMMARY JUDGMENT** - Rule of civil procedure permitting either side in a civil suit to move for dismissal when it is believed that there is no genuine issue of material fact that would allow the other side to prevail as a matter of law. The "motion" may include all or part of a claim.
15. **MOTION IN LIMINE** – A pretrial request that certain inadmissible evidence not be referred to or offered at trial.
16. **PERSONAL INJURY** - Injury, other than bodily injury, results from oral or written communication.
17. **PUNITIVE DAMAGES (Exemplary)** - Damages awarded separately and in addition to compensatory damages, usually on account of malicious or wanton misconduct, to serve as a punishment for the wrongdoer and, possibly, as a deterrent to others. Sometimes referred to as "exemplary damages" when intended to "make an example" of the wrongdoer. By law, government entities are immune from punitive damages.
18. **RESERVATION OF RIGHTS LETTER** – An insurer's letter that specifies coverage issues and informs the insured that the insurer is handling a claim with the understanding that the insurer may later deny coverage should the facts warrant it.
19. **SUBROGATION** - In insurance, the substitution of one party (insurer) for another party (insured) to pursue any rights the insured may have against a third party liable for a loss paid by the insurer.
20. **TORT** - A legal wrong arising from a breach of duty fixed by law, except under contract, causing injury to persons or property and redressible by legal action for damages. Government entities are ruled by the Tort Claims Act.
21. **VENUE** – The locale in which the lawsuit may be brought.



**SISC**

Self-Insured Schools  
of California

*Schools Helping Schools*

**PROPERTY AND LIABILITY  
BOARD OF DIRECTORS MEETING  
APRIL 16, 2026  
10:30 A.M.**

**MINUTES**

The Regular Meeting of the Board of Directors of SISC II Property and Liability Program was called to order by Director Ostash at 10:30 a.m. on Thursday, April 16, 2026 in the SISC Room at the Larry E. Reider Building, 2000 K Street, Bakersfield, CA 93301. The following individuals were in attendance:

**MEMBERS PRESENT:**

Dave Ostash  
Ty Bryson  
Sue Lemon  
Brad Pawlowski  
Robert Hughes  
Rhonda Phinney  
S. Aaron Resendez  
Katie Russell (arrived at 10:31)

**ALTERNATES PRESENT:**

Christian Shannon  
Steve Martinez

**OTHERS PRESENT:**

Kim Sloan  
Megan Hanson  
Kristy Comstock  
Rich Edwards  
Fred Bayles  
Robert Kretzmer  
Ty Taylor  
Alex Fisher  
Ryan Bourget  
Kerri Jones  
Lisa Pitstick

## **Consent Agenda**

Motion was made by Director Hughes, seconded by Director Phinney and by roll call vote of 8-Yes, 0-No, and 0 Abstentions (8-0-0) to approve the Consent Agenda as follows:

## **Minutes**

Approval of Minutes for March 2026 Board of Directors Meeting.

## **Student Insurance and Tackle Football Claims**

Approval of payment of Student Insurance Claims in the Amount of \$94,551.79 and Tackle Football Claims in the amount of \$175.00 for the month of March 2026.

## **Public Comment**

None

## **Closed Session – Property & Liability Claims**

The Board went into closed session at 10:30 a.m.

## **Reconvene to Open Session**

The Board reconvened into open session at 11:07 a.m.

With respect to the claim filed by Marvin Osejo against Palmdale School District after discussion, motion was made by Director Pawlowski, seconded by Director Russell and by roll call vote of 9-0-0 the board approved an undisclosed amount for the settlement with Marvin Oseja.

With respect to the claim filed by Yahushua Robinson against Lake Elsinore Unified School District after discussion, motion was made by Director Bryson, seconded by Director Resendez and by roll call vote of 9-0-0 the board approved the payment of an undisclosed amount for the settlement with Yahushua Robinson.

With respect to the claim filed by Moises Baro against Santa Maria Joint Union High School District after discussion, motion was made by Director Lemon, seconded by Director Resendez and by roll call vote of 9-0-0 the board approved an undisclosed amount for the settlement with Moises Baro.

With respect to the claim filed by Makenzie Roberts against Lucia Mar Unified School District after discussion, motion was made by Director Phinney, seconded by Director Russell and by roll call vote of 9-0-0 the board approved an undisclosed amount for the settlement with Makenzie Roberts.

## **Action Items**

### **Report of Property and Liability Claims – March 2026**

Robert Kretzmer presented the Report of Property and Liability Claims. There were 66 new claims, 44 claims were closed and no claims reopened in March, resulting in 565 pending claims. Robert reviewed the check register for March 2026, reporting on three checks that were in excess of \$50,000.00. After discussion, motion was made by Director Lemon, seconded by Director Pawlowski and by roll call vote of 9-0-0, approving payment of Property and Liability Claims in the amount of \$2,507,746.56 for the month of March 2026.

### **Financial Report**

Kim Sloan reviewed with the Board the Financial Report for the period ending March 31, 2026. Kim reported the LAIF rate for the month of March 2026 dropped to 3.83% from last month at 3.87%. After discussion, motion was made by Director Hughes, seconded by Director Resendez and by roll call vote of 9-0-0, approving the Financial Reports as submitted.

## **Information and Discussion Items**

### **Community Matters Overview**

Kerri Jones discussed updates with the Board on Community Matters specifically the Safe Schools Ambassador program.

### **Quarterly Update (Newsletter)**

Kerri Jones reviewed the Quarterly Update Newsletter for Spring 2026 with the Board.

### **SELF Office Visit**

Ty Taylor gave an overview of SELF one of our excess insurance companies and their visit to the SISC office.

### **Comments from the Board**

Dave Ostash informed the Board that PublicSchoolWORKS will be available for all member districts at no additional cost. Dave mentioned that more information will be discussed as an informational item next month.

### **Adjournment**

There being no further business to come before the Board, motion was made by Director Lemon, seconded by Director Pawlowski and by roll call vote of 9-0-0, adjourning the meeting at 11:29 a.m.

### **Next Meeting**

The next meeting of the Board of Directors will be held **Thursday, May 21<sup>st</sup> at 10:30 a.m.** in the SISC Board Room, 4<sup>th</sup> Floor – Larry E. Reider Education Center, 2000 K Street, Bakersfield, CA 93301.

---

Robert Hughes, Secretary



**SUMMARY OF ACTIVITY**  
**MARCH 2026**

---

	<b><u>STUDENT</u></b> <b><u>INSURANCE</u></b>	<b><u>TACKLE</u></b> <b><u>FOOTBALL</u></b>
Opened	87	1
Closed	117	24
Events	37	0
Total Open & Event claims	1091	51
Amount Paid	\$ 54,115.59	\$ 5,183.92
Credit	\$ -	\$ -
Net Paid Current Month	\$ 54,115.59	\$ 5,183.92
Net Paid YTD	\$ 642,817.58	\$ 20,535.67



**SISC**

Self-Insured Schools of California  
Schools Helping Schools

**SISC - PROPERTY & LIABILITY  
CLAIM AND LOSS MANAGEMENT SUMMARY  
April 2026**

FILES REOPENED	0
FILES OPENED	39
FILES CLOSED	39
TOTAL PENDING CLAIMS	565
OPEN EVENT FILES	66
PENDING INDEMNITY RESERVES	\$51,399,798.86
PENDING EXPENSE RESERVES	\$13,686,940.27
	<hr/>
<i>TOTAL RESERVES</i>	\$65,086,739.13
INDEMNITY PAID, CURRENT MONTH	\$1,033,320.54
EXPENSES PAID, CURRENT MONTH	\$422,173.22
	<hr/>
<i>SUB-TOTAL</i>	\$1,455,493.76
PRIOR MONTH VOIDS (CREDITS)	(\$17,222.31)
RECOVERY	(\$2,852,081.50)
REFUNDS	(\$9,400.00)
	<hr/>
<i>NET PAID CURRENT MONTH</i>	(\$1,423,210.05)
INDEMNITY PAID YEAR-TO-DATE	\$17,351,280.55
EXPENSES PAID YEAR-TO-DATE	\$9,794,926.29
	<hr/>
<i>SUB-TOTAL</i>	\$27,146,206.84
CREDITS YEAR-TO-DATE	(\$231,913.47)
RECOVERY YEAR-TO-DATE	(\$4,386,413.43)
REFUNDS YEAR-TO-DATE	(\$113,892.65)
	<hr/>
<i>SUB-TOTAL</i>	(\$4,732,219.55)
<i>NET PAID YEAR-TO-DATE</i>	<hr/> \$22,413,987.29

**Check Register - Property & Liability**

Check Number	Check Date	Payee	Claim Number	Claim Type	Payment Type	Insured	Check Amount
613331	04/07/2026	HYLTON AND ASSOCIATES PC	2025054555	LSM	Attorney Fees	El Centro	4,854.00
613332	04/07/2026	ROBINSON & KELLAR	2023044381	LBI	Attorney Fees	Lake Elsinore	1,579.65
613333	04/07/2026	ROBINSON & KELLAR	2025054367	LBI	Attorney Fees	Antelope Valley	4,305.91
613334	04/07/2026	ROBINSON & KELLAR	2026056028	LBI	Attorney Fees	Antelope Valley	1,033.12
613335	04/07/2026	ROBINSON & KELLAR	2025054285	LBI	Attorney Fees	Mojave Unified	559.80
613336	04/07/2026	ROBINSON & KELLAR	2024048797	LBI	Attorney Fees	Merced Union High	10,382.40
613337	04/07/2026	ROBINSON & KELLAR	2025054588	LBI	Attorney Fees	McSwain Union	241.80
613338	04/07/2026	HALL, HIEATT, CONNELLY &	2024050873	LBI	Attorney Fees	Santa Maria-Bonita	1,234.00
613339	04/07/2026	HALL, HIEATT, CONNELLY &	2026057721	LBI	Attorney Fees	Lucia Mar Unified	4,570.89
613340	04/07/2026	HALL, HIEATT, CONNELLY &	2025053137	LBI	Attorney Fees	Lucia Mar Unified	8,350.50
613341	04/07/2026	HALL, HIEATT, CONNELLY &	2025053506	LBI	Attorney Fees	Lucia Mar Unified	8,228.47
613342	04/07/2026	HALL, HIEATT, CONNELLY &	2026058158	LBI	Attorney Fees	Lucia Mar Unified	1,230.00
613343	04/07/2026	HALL, HIEATT, CONNELLY &	2026058452	LBI	Attorney Fees	Lucia Mar Unified	151.00
613344	04/07/2026	HALL, HIEATT, CONNELLY &	2025054540	LPI	Attorney Fees	Lucia Mar Unified	8,990.00
613345	04/07/2026	HALL, HIEATT, CONNELLY &	2022040627	LBI	Attorney Fees	San Luis Coastal	112.50
613346	04/07/2026	HALL, HIEATT, CONNELLY &	2026058890	LSM	Attorney Fees	Atascadero Unified	2,400.00
613347	04/07/2026	HALL, HIEATT, CONNELLY &	2025053069	LEP	Attorney Fees	San Luis Coastal	6,663.50
613348	04/07/2026	HALL, HIEATT, CONNELLY &	2025053764	LEP	Attorney Fees	San Luis Obispo	6,332.75
613349	04/07/2026	DEMARIA LAW FIRM, APC	2026058040	LEP	Attorney Fees	Merced Union High	654.50
613350	04/07/2026	DEMARIA LAW FIRM, APC	2026056162	LBI	Attorney Fees	Pioneer Union	975.25
613351	04/07/2026	DEMARIA LAW FIRM, APC	2025052353	LEP	Attorney Fees	Lamont School	284.00
613352	04/07/2026	DEMARIA LAW FIRM, APC	2024048665	LBI	Attorney Fees	Merced County	85.00
613353	04/07/2026	DEMARIA LAW FIRM, APC	2024050021	LBI	Attorney Fees	Merced Union High	921.00
613354	04/07/2026	DEMARIA LAW FIRM, APC	2023047252	LBI	Attorney Fees	Merced County	20,953.00
613355	04/07/2026	DEMARIA LAW FIRM, APC	2022043606	LBI	Attorney Fees	Delhi Unified	128.00
613356	04/07/2026	DEMARIA LAW FIRM, APC	2025053848	ABI	Attorney Fees	Amador County	332.50
613357	04/07/2026	DEMARIA LAW FIRM, APC	2022041736	LBI	Attorney Fees	Mammoth Unified	325.00
613358	04/07/2026	DEMARIA LAW FIRM, APC	2024048766	LPI	Attorney Fees	Maricopa Unified	669.50
613359	04/07/2026	DEMARIA LAW FIRM, APC	2024048998	LBI	Attorney Fees	Tuolumne Cnty	9,636.50

### Check Register - Property & Liability

Check Number	Check Date	Payee	Claim Number	Claim Type	Payment Type	Insured	Check Amount
613360	04/07/2026	DEMARIA LAW FIRM, APC	2024048998	LBI	Attorney Fees	Tuolumne Cnty	750.00
613361	04/07/2026	DEMARIA LAW FIRM, APC	2024051133	LPI	Attorney Fees	Mark Twain Union	212.00
613362	04/07/2026	DEMARIA LAW FIRM, APC	2025052572	LBI	Attorney Fees	Bret Harte Union	125.00
613363	04/07/2026	DEMARIA LAW FIRM, APC	2025053559	LEP	Attorney Fees	Amador County	1,647.50
613364	04/07/2026	DEMARIA LAW FIRM, APC	2025054346	LBI	Attorney Fees	Sonora Elementary	2,068.00
613365	04/07/2026	DEMARIA LAW FIRM, APC	2026057785	LBI	Attorney Fees	Amador County	26.50
613366	04/07/2026	DEMARIA LAW FIRM, APC	2026058521	LSM	Attorney Fees	Tehachapi Unified	153.00
613367	04/07/2026	DEMARIA LAW FIRM, APC	2026057026	LBI	Attorney Fees	Panama-Buena	5,063.23
613368	04/07/2026	DEMARIA LAW FIRM, APC	2025054650	LPI	Attorney Fees	Tehachapi Unified	196.00
613369	04/07/2026	DEMARIA LAW FIRM, APC	2024051651	LBI	Attorney Fees	Kern High School	53.00
613370	04/07/2026	DEMARIA LAW FIRM, APC	2024050744	LEO	Attorney Fees	Bakersfield City	902.50
613371	04/07/2026	DEMARIA LAW FIRM, APC	2024050276	LBI	Attorney Fees	Tehachapi Unified	2,002.50
613372	04/07/2026	DEMARIA LAW FIRM, APC	2024049790	LBI	Attorney Fees	Bakersfield City	230.00
613373	04/07/2026	DEMARIA LAW FIRM, APC	2023047243	LBI	Attorney Fees	Fruitvale School	1,260.00
613374	04/07/2026	DEMARIA LAW FIRM, APC	2023044047	LPI	Attorney Fees	Muroc Joint Unified	15.00
613375	04/07/2026	DEMARIA LAW FIRM, APC	2024047874	LPI	Attorney Fees	Kern County Supt	15.00
613376	04/07/2026	DEMARIA LAW FIRM, APC	2024047833	LBI	Attorney Fees	Southern Kern	101.50
613377	04/07/2026	DEMARIA LAW FIRM, APC	2023046256	LBI	Attorney Fees	Kern High School	53.00
613378	04/07/2026	DEMARIA LAW FIRM, APC	2023043915	LBI	Attorney Fees	Tehachapi Unified	392.00
613379	04/07/2026	DEMARIA LAW FIRM, APC	2023043663	LBI	Attorney Fees	Greenfield Union	493.00
613380	04/07/2026	DEMARIA LAW FIRM, APC	2021039753	LBI	Attorney Fees	Bakersfield City	109.50
613381	04/07/2026	DEMARIA LAW FIRM, APC	2025055053	LEP	Attorney Fees	Amador COE (GL)	6,091.00
613382	04/07/2026	DEMARIA LAW FIRM, APC	2023044468	ABI	Attorney Fees	Merced County	2.04
613383	04/07/2026	DEMARIA LAW FIRM, APC	2025053823	LBI	Attorney Fees	Twain Harte School	56.50
613384	04/07/2026	PEGASUS CLAIMS SERVICES,	2026057554	LBI	Attorney Fees	Atascadero Unified	900.30
613385	04/07/2026	ALACRITY PARENT LLC,	2026059445	APD	Adjusting	Standard School	204.87
613386	04/07/2026	RICK SCHMITT CONSULTING	2023046256	LBI	Legal-Other	Kern High School	14,251.50
613387	04/07/2026	Merced Union High School	2026059157	P	V & MM Loss	Merced Union High	10,158.08
613388	04/07/2026	Wilsona School District	2025053672	ACL	Collision Loss	Wilsona School	27,340.36
613389	04/07/2026	CLAYTON, VIKKI L.	2023046509	LBI	Legal-Other	Standard School	674.00
613390	04/07/2026	RADOVICH MEDIATION	2025053506	LBI	Legal-Other	Lucia Mar Unified	1,750.00

**Check Register - Property & Liability**

Check Number	Check Date	Payee	Claim Number	Claim Type	Payment Type	Insured	Check Amount
613391	04/07/2026	ALACRITY PARENT LLC,	2026059447	APD	Adjusting	Lucia Mar Unified	249.07
613440	04/09/2026	FOZI DWORK & MODAFFERI,	2024047934	LBI	Attorney Fees	Lake Elsinore	8,821.72
613441	04/09/2026	HERR PEDERSEN &	2025052349	LEP	Attorney Fees	Tehachapi Unified	1,345.75
613442	04/09/2026	HERR PEDERSEN &	2023045093	LPI	Attorney Fees	Pioneer Union	4,770.99
613443	04/09/2026	HERR PEDERSEN &	2025054104	LBI	Attorney Fees	Reef-Sunset	510.03
613444	04/09/2026	HERR PEDERSEN &	2024050912	LBI	Attorney Fees	Tehachapi Unified	20,990.54
613445	04/09/2026	MACRO-PRO INC	2024051651	LBI	Legal-Other	Kern High School	256.50
613446	04/09/2026	PEGASUS CLAIMS SERVICES,	2022043429	LBI	Attorney Fees	Lucia Mar Unified	113.00
613447	04/09/2026	ROBINSON & KELLAR	2024050301	LSM	Attorney Fees	Bakersfield City	624.40
613448	04/09/2026	ROBINSON & KELLAR	2023047399	LSM	Attorney Fees	Panama-Buena	4,838.21
613449	04/09/2026	ROBINSON & KELLAR	2026057190	LBI	Attorney Fees	Beardsley School	2,989.44
613450	04/09/2026	ROBINSON & KELLAR	2026056163	LBI	Attorney Fees	Mojave Unified	1,074.80
613451	04/09/2026	ROBINSON & KELLAR	2025055135	LBI	Attorney Fees	Palmdale	361.45
613452	04/09/2026	ROBINSON & KELLAR	2024050597	LSM	Attorney Fees	Beardsley School	5,115.65
613453	04/09/2026	HERR PEDERSEN &	2026056334	LBI	Attorney Fees	Tulare COE (GL)	533.75
613454	04/09/2026	HAINES, TODD F.	2026056313	ACL	Attorney Fees	Bakersfield City	225.00
613455	04/09/2026	HAINES, TODD F.	2025052548	ACL	Attorney Fees	Santa Maria Joint	75.94
613456	04/09/2026	HERR PEDERSEN &	2025054177	LBI	Attorney Fees	Bakersfield City	359.50
613457	04/09/2026	HERR PEDERSEN &	2024048981	LBI	Attorney Fees	Bakersfield City	501.50
613458	04/09/2026	HERR PEDERSEN &	2024048228	ABI	Attorney Fees	Kern County Supt	186.55
613459	04/09/2026	HERR PEDERSEN &	2025053889	LBI	Attorney Fees	Merced County	1,712.34
613460	04/09/2026	HERR PEDERSEN &	2024050842	LBI	Attorney Fees	Merced County	780.00
613461	04/09/2026	HERR PEDERSEN &	2017027208	ABI	Attorney Fees	Delano Union	469.29
613462	04/09/2026	Bakersfield City School District	2026058524	ACL	Deductible	Bakersfield City	2,500.00
613463	04/09/2026	Panama-Buena Vista Unified	2026059411	P	Burglary Loss	Panama-Buena	29,006.14
613464	04/09/2026	ALACRITY PARENT LLC,	2026059446	ACL	Adjusting	Westside Union	1,133.90
613465	04/09/2026	HAINES, TODD F.	2025055608	ACL	Attorney Fees	Maple School	32.00
613499	04/14/2026	HERR PEDERSEN &	2025054346	LBI	Attorney Fees	Sonora Elementary	74.75
613500	04/14/2026	HERR PEDERSEN &	2023046006	LPI	Attorney Fees	Upland USD (GL)	268.15
613501	04/14/2026	HERR PEDERSEN &	2017024683	LBI	Attorney Fees	Merced County	574.50
613502	04/14/2026	FOZI DWORK & MODAFFERI,	2025051741	LBI	Attorney Fees	Brawley Union	6,091.55

### Check Register - Property & Liability

Check Number	Check Date	Payee	Claim Number	Claim Type	Payment Type	Insured	Check Amount
613503	04/14/2026	DEMARIA LAW FIRM, APC	2025054346	LBI	Attorney Fees	Sonora Elementary	1,073.00
613504	04/14/2026	CARPENTER, ROTHANS &	2025051977	LBI	Attorney Fees	Palmdale	180.00
613505	04/14/2026	CARPENTER, ROTHANS &	2019035044	LBI	Attorney Fees	Antelope Valley	1,064.33
613506	04/14/2026	STENO AGENCY, INC	2025055053	LEP	Legal-Other	Amador COE (GL)	930.60
613507	04/14/2026	UNISOURCE DISCOVERY	2024051068	LBI	Legal-Other	Panama-Buena	196.00
613508	04/14/2026	KEN CEASAR AND IVIE	2019035044	LBI	Settlement	Antelope Valley	100,000.00
613509	04/14/2026	MARTIN, LARRY	2024048998	LBI	Legal-Other	Tuolumne Cnty	105.00
613510	04/14/2026	MARTIN, LARRY	2025055067	LBI	Legal-Other	Jamestown Union	105.00
613511	04/14/2026	MARTIN, LARRY	2025054346	LBI	Legal-Other	Sonora Elementary	105.00
613512	04/14/2026	MARTIN, LARRY	2024048998	LBI	Legal-Other	Tuolumne Cnty	540.00
613513	04/14/2026	MCCORMICK, BARSTOW,	2026056743	LBI	Attorney Fees	Delhi Unified	402.00
613514	04/14/2026	CARPENTER, ROTHANS &	2023047175	LBI	Attorney Fees	Antelope Valley	7,280.00
613515	04/14/2026	CARPENTER, ROTHANS &	2019035044	LBI	Attorney Fees	Antelope Valley	347.00
613516	04/14/2026	CARPENTER, ROTHANS &	2024049983	LBI	Attorney Fees	Antelope Valley	290.50
613517	04/14/2026	CARPENTER, ROTHANS &	2024051361	LBI	Attorney Fees	Antelope Valley	308.44
613518	04/14/2026	CARPENTER, ROTHANS &	2025055047	LBI	Attorney Fees	Antelope Valley	940.50
613519	04/14/2026	CARPENTER, ROTHANS &	2025055051	LBI	Attorney Fees	Antelope Valley	522.50
613520	04/14/2026	CARPENTER, ROTHANS &	2024050600	LBI	Attorney Fees	Wilsona School	114.00
613521	04/14/2026	JUDICATE WEST	2025051741	LBI	Legal-Other	Brawley Union	6,750.00
613522	04/14/2026	DANIEL REJINO VILLALPANDO	2026059286	APD	Property	Panama-Buena	2,138.72
613523	04/14/2026	PEGASUS CLAIMS SERVICES,	2026059037	ABI	Legal-Other	Tulare COE (GL)	427.00
613524	04/14/2026	Westside Union Elementary	2026059446	ACL	Collision Loss	Westside Union	24,961.05
613525	04/14/2026	FOZI DWORK & MODAFFERI,	2024051111	LEP	Attorney Fees	Kern County Supt	371.72
613526	04/14/2026	FIRST LEGAL NETWORK	2023046006	LPI	Legal-Other	Upland USD (GL)	19.95
613527	04/14/2026	FIRST LEGAL BUYER INC.	2023046006	LPI	Legal-Other	Upland USD (GL)	19.95
613528	04/14/2026	STENO AGENCY, INC	2024050276	LBI	Legal-Other	Tehachapi Unified	5,128.80
613529	04/14/2026	MCCUNE & HARBER LLP	2024051160	ABI	Attorney Fees	Antelope Valley	490.00
613530	04/14/2026	MCCUNE & HARBER LLP	2025054776	LBI	Attorney Fees	Antelope Valley	1,067.50
613531	04/14/2026	MCCUNE & HARBER LLP	2025054103	LBI	Attorney Fees	Antelope Valley	521.25
613532	04/14/2026	MCCUNE & HARBER LLP	2024049889	ABI	Attorney Fees	Merced County	8,827.50
613533	04/14/2026	HERR PEDERSEN &	2023046609	ABI	Attorney Fees	Chowchilla	700.00

### Check Register - Property & Liability

Check Number	Check Date	Payee	Claim Number	Claim Type	Payment Type	Insured	Check Amount
613534	04/14/2026	HERR PEDERSEN &	2025052281	ABI	Attorney Fees	Merced Union High	541.50
613535	04/14/2026	HERR PEDERSEN &	2025053073	LBI	Attorney Fees	Tulare COE (GL)	1,600.30
613536	04/14/2026	DENISON WERNER MACIAS	2026057830	ABI	Attorney Fees	Kern County Supt	279.50
613537	04/14/2026	DENISON WERNER MACIAS	2024050314	LBI	Attorney Fees	Beardsley School	43.00
613538	04/14/2026	Santa Ynez Valley Union High	2026058704	ACL	Collision Loss	Santa Ynez Valley	24,216.71
613539	04/14/2026	MACRO-PRO INC	2025054650	LPI	Legal-Other	Tehachapi Unified	194.31
613540	04/14/2026	RICK SCHMITT CONSULTING	2023046256	LBI	Legal-Other	Kern High School	2,551.50
613541	04/16/2026	POLLAK, VIDA & BARER	2026059053	EBW	Attorney Fees	Norris School	57.00
613542	04/16/2026	POLLAK, VIDA & BARER	2025052394	ABI	Attorney Fees	Merced County	765.70
613543	04/16/2026	BERTRAND, FOX, ELLIOT,	2026058048	LBI	Attorney Fees	Tuolumne Cnty	2,796.07
613544	04/16/2026	DENISON WERNER MACIAS	2024050975	LBI	Attorney Fees	Standard School	1,139.50
613545	04/16/2026	DENISON WERNER MACIAS	2023046509	LBI	Attorney Fees	Standard School	1,032.00
613546	04/16/2026	DENISON WERNER MACIAS	2024049364	ABI	Attorney Fees	Standard School	236.50
613547	04/16/2026	DENISON WERNER MACIAS	2024050460	LBI	Attorney Fees	Norris School	32.25
613548	04/16/2026	DENISON WERNER MACIAS	2024050459	LBI	Attorney Fees	Kern County Supt	32.25
613549	04/16/2026	ROBINSON & KELLAR	2024050012	ABI	Attorney Fees	Bakersfield City	773.20
613550	04/16/2026	ROBINSON & KELLAR	2025051864	LBI	Attorney Fees	Richland School	7,818.15
613551	04/16/2026	DEMARIA LAW FIRM, APC	2025052285	LBI	Attorney Fees	Chowchilla	2,847.00
613552	04/16/2026	MCCUNE & HARBER LLP	2024050156	LBI	Attorney Fees	Antelope Valley	3,724.65
613553	04/16/2026	HABERFELDE FORD	2026059281	LPD	Property	Kern County Supt	2,595.56
613554	04/16/2026	PEAKE, LARRY F.	2024049364	ABI	Legal-Other	Standard School	954.00
613555	04/16/2026	UNISOURCE DISCOVERY	2024050012	ABI	Legal-Other	Bakersfield City	178.68
613556	04/16/2026	THE MYERS LAW GROUP, A.P.	2025053764	LEP	Settlement	San Luis Obispo	56,250.00
613557	04/16/2026	THE MYERS LAW GROUP, A.P.	2025053763	LEP	Settlement	Santa Maria Joint	56,250.00
613558	04/16/2026	MACRO-PRO INC	2025053848	ABI	Legal-Other	Amador County	395.21
613559	04/16/2026	KATHLEEN RYAN	2026059445	APD	Property	Standard School	3,409.34
613560	04/16/2026	Reef-Sunset Unified School	2026056606	P	Water Loss	Reef-Sunset	269,248.65
613561	04/16/2026	VALLEY PAINTING AND	2026059281	LPD	Property	Kern County Supt	5,768.49
613579	04/21/2026	MC LAW GROUP, APC	2025052119	LPI	Attorney Fees	Santa Barbara	687.50
613580	04/21/2026	MC GROUP LAW, APC	2025052616	LPI	Attorney Fees	Santa Barbara	770.00
613581	04/21/2026	MC GROUP LAW, APC	2022043429	LBI	Attorney Fees	Lucia Mar Unified	825.00

**Check Register - Property & Liability**

Check Number	Check Date	Payee	Claim Number	Claim Type	Payment Type	Insured	Check Amount
613582	04/21/2026	MC GROUP LAW, APC	2021040073	LBI	Attorney Fees	Santa Barbara	165.00
613583	04/21/2026	MC GROUP LAW, APC	2023043827	LBI	Attorney Fees	Santa Barbara	1,375.00
613584	04/21/2026	MC GROUP LAW, APC	2026058189	LEP	Attorney Fees	Santa Barbara	247.50
613585	04/21/2026	MC GROUP LAW, APC	2024050415	LBI	Attorney Fees	Santa Barbara	1,210.00
613586	04/21/2026	MC GROUP LAW, APC	2026057082	LEP	Attorney Fees	Santa Barbara	1,155.00
613587	04/21/2026	MC GROUP LAW, APC	2022043499	LEP	Attorney Fees	Carpinteria Unified	1,433.50
613588	04/21/2026	VERITEXT CORP	2024050301	LSM	Legal-Other	Bakersfield City	1,569.40
613589	04/21/2026	TYSON & MENDES LLP	2025055264	LSM	Attorney Fees	Palmdale	7,862.50
613590	04/21/2026	TYSON & MENDES LLP	2023045998	LBI	Attorney Fees	Antelope Valley	467.50
613591	04/21/2026	MC GROUP LAW, APC	2024050742	LBI	Attorney Fees	Santa Maria Joint	605.00
613592	04/21/2026	MC GROUP LAW, APC	2026056677	LBI	Attorney Fees	Santa Maria Joint	2,310.00
613593	04/21/2026	Tulare COE (GL)	2026058593	ACL	Collision Loss	Tulare COE (GL)	617.87
613594	04/21/2026	HODSON PI LLC	2025055765	LBI	Legal-Other	Antelope Valley	2,324.36
613595	04/21/2026	DOWNTOWN LA LAW GROUP,	2024048332	LBI	Settlement	Bakersfield City	14,435.32
613596	04/21/2026	ACE	2026059037	APD	Adjusting	Tulare COE (GL)	72.00
613597	04/21/2026	APTUS COURT REPORTING,	2024047934	LBI	Legal-Other	Lake Elsinore	2,170.29
613598	04/21/2026	MC GROUP LAW, APC	2025053763	LEP	Attorney Fees	Santa Maria Joint	3,905.00
613599	04/21/2026	MC GROUP LAW, APC	2023047441	LEP	Attorney Fees	Orcutt Union	357.50
613600	04/21/2026	MACRO-PRO INC	2025054650	LPI	Legal-Other	Tehachapi Unified	130.94
613601	04/21/2026	MACRO-PRO INC	2025054650	LPI	Legal-Other	Tehachapi Unified	121.97
613602	04/21/2026	MC GROUP LAW, APC	2019034991	LBI	Attorney Fees	Santa Barbara	2,929.30
613603	04/21/2026	MACRO-PRO INC	2025053848	ABI	Legal-Other	Amador County	153.94
613604	04/21/2026	ABI DOCUMENT SUPPORT	2025052285	LBI	Legal-Other	Chowchilla	178.38
613614	04/23/2026	STENO AGENCY, INC	2023044468	ABI	Legal-Other	Merced County	360.00
613615	04/23/2026	RADOVICH MEDIATION	2026057968	LBI	Legal-Other	Lucia Mar Unified	2,550.00
613616	04/23/2026	Brawley Elementary School	2026058836	ACL	Collision Loss	Brawley	5,724.36
613617	04/23/2026	ACT MEDIATION INC.	2024050162	LEP	Legal-Other	Palmdale	5,100.00
613618	04/23/2026	Tulare COE (GL)	2026055960	ACL	Collision Loss	Tulare COE (GL)	3,903.39
613619	04/23/2026	COMPEX LEGAL SERVICES,	2024049404	ABI	Legal-Other	Norris School	241.20
613620	04/23/2026	MACRO-PRO INC	2025053848	ABI	Legal-Other	Amador County	207.93
613621	04/23/2026	U.S. LEGAL SUPPORT	2023045980	LBI	Attorney Fees	Antelope Valley	2,421.56

### Check Register - Property & Liability

Check Number	Check Date	Payee	Claim Number	Claim Type	Payment Type	Insured	Check Amount
613622	04/23/2026	VANTAGE MEDLEGAL LLC	2023047252	LBI	Legal-Other	Merced County	11,126.00
613623	04/23/2026	CARPENTER, ROTHANS &	2022042589	LBI	Attorney Fees	Palmdale	55.00
613624	04/23/2026	CARPENTER, ROTHANS &	2025055765	LBI	Attorney Fees	Antelope Valley	192.50
613625	04/23/2026	CARPENTER, ROTHANS &	2024048762	LBI	Attorney Fees	Lake Elsinore	27,222.54
613626	04/23/2026	CARPENTER, ROTHANS &	2024049766	LPI	Attorney Fees	Palmdale	434.00
613627	04/23/2026	CARPENTER, ROTHANS &	2024050162	LEP	Attorney Fees	Palmdale	781.00
613628	04/23/2026	CARPENTER, ROTHANS &	2025054112	LEP	Attorney Fees	Antelope Valley	1,497.86
613629	04/23/2026	CARPENTER, ROTHANS &	2023044769	LEP	Attorney Fees	Palmdale	11,735.60
613630	04/23/2026	CARPENTER, ROTHANS &	2024049766	LPI	Attorney Fees	Palmdale	695.50
613631	04/23/2026	CARPENTER, ROTHANS &	2025052280	LPI	Attorney Fees	Upland USD (GL)	587.00
613632	04/23/2026	CARPENTER, ROTHANS &	2025054112	LEP	Attorney Fees	Antelope Valley	10,430.30
613633	04/23/2026	CARPENTER, ROTHANS &	2025055171	LBI	Attorney Fees	Palmdale	275.00
613634	04/23/2026	CARPENTER, ROTHANS &	2024050571	LSM	Attorney Fees	Palmdale	275.00
613635	04/23/2026	CARPENTER, ROTHANS &	2026056873	LPI	Attorney Fees	Westside Union	137.50
613636	04/23/2026	MARIACRISTINA DEL REAL	2026058971	APD	Property	Wasco Union	1,800.51
613637	04/23/2026	MANLY, STEWART & FINALDI,	2024050243	LSM	Settlement	Lake Elsinore	301,961.11
613638	04/28/2026	BREMER WHYTE BROWN &	2025053324	ABI	Attorney Fees	Greenfield Union	4,532.75
613639	04/28/2026	BREMER WHYTE BROWN &	2026055959	LPI	Attorney Fees	Westside Union	180.00
613640	04/28/2026	BREMER WHYTE BROWN &	2026055959	LPI	Attorney Fees	Westside Union	180.00
613641	04/28/2026	EXPRESS DEPOSITION	2024049364	ABI	Legal-Other	Standard School	942.85
613642	04/28/2026	ENTERPRISE RENT-A-CAR	2026059281	LPD	Rental Vehicle	Kern County Supt	1,032.12
613643	04/28/2026	PEGASUS CLAIMS SERVICES,	2026056211	LBI	Adjusting	Antelope Valley	56.50
613644	04/28/2026	PEGASUS CLAIMS SERVICES,	2026056064	LBI	Adjusting	Antelope Valley	56.50
613645	04/28/2026	TAYLOR & SYFAN	2025055753	P	Vehicle Damage	Santa Barbara	1,400.00
613646	04/28/2026	NANCY GARCIA FOR	2023043661	LBI	Full and Final	Bakersfield City	13,318.92
613647	04/28/2026	FANT LAW OFFICE	2025051801	P	Attorney Fees	Eastern Sierra	716.07
613648	04/28/2026	DAPRA CONSTRUCTION	2026059448	APD	Adjusting	Panama-Buena	601.50
613649	04/28/2026	ALACRITY PARENT LLC,	2026059643	APD	Adjusting	Summerville Union	539.63
613650	04/28/2026	ABI DOCUMENT SUPPORT	2024050021	LBI	Legal-Other	Merced Union High	94.64
613651	04/28/2026	ABI DOCUMENT SUPPORT	2024050021	LBI	Legal-Other	Merced Union High	94.64
613652	04/28/2026	ANDREWS & HIGGINS, A	2023046256	LBI	Settlement	Kern High School	75,283.84

### Check Register - Property & Liability

Check Number	Check Date	Payee	Claim Number	Claim Type	Payment Type	Insured	Check Amount
613653	04/28/2026	TYSON & MENDES LLP	2023045998	LBI	Attorney Fees	Antelope Valley	510.00
613654	04/28/2026	TYSON & MENDES LLP	2024049003	LSM	Attorney Fees	Palmdale	127.50
613666	04/30/2026	ALACRITY PARENT LLC,	2026059670	APD	Adjusting	Bakersfield City	198.23
613667	04/30/2026	STENO AGENCY, INC	2025055053	LEP	Legal-Other	Amador COE (GL)	719.95
613668	04/30/2026	DELTA ASSOCIATED	2025053324	ABI	Legal-Other	Greenfield Union	255.00
613669	04/30/2026	DELTA ASSOCIATED	2025053324	ABI	Legal-Other	Greenfield Union	245.00
613670	04/30/2026	SHARAGA, GENE B.	2024050742	LBI	Legal-Other	Santa Maria Joint	1,600.00
613671	04/30/2026	WINET PATRICK GAYER	2025055510	LBI	Attorney Fees	El Centro	875.00
613672	04/30/2026	WINET PATRICK GAYER	2025054010	LBI	Attorney Fees	Lake Elsinore	1,276.00
613673	04/30/2026	WINET PATRICK GAYER	2024050856	LBI	Attorney Fees	Lake Elsinore	874.50
613674	04/30/2026	ABI DOCUMENT SUPPORT	2025052285	LBI	Legal-Other	Chowchilla	201.83
613675	04/30/2026	TYSON & MENDES LLP	2021039801	LBI	Attorney Fees	Fairfax School	20,060.00

**Total For Property & Liability Only**

1,455,493.76

Number of Check: 227  
Number Of Payments: 227

First Check Number: 613331  
Last Check Number: 613675  
Check Sequence:

**SISC II**  
**INCOME STATEMENT**  
**April 2026**

	BUDGET	YEAR-TO-DATE	CURRENT MONTH
<u>REVENUES</u>			
8660.00 Interest-County Treasurer	\$1,400,000.00	\$276,102.12	\$288,416.43
8660.03 LAIF	\$306.00	\$140.71	\$68.05
8660.04 Investments	\$4,385,499.00	\$2,456,733.42	\$510,897.54
8660.05 Bank	\$160,000.00	\$157,528.51	\$17,660.12
8674.02 Premiums-Prop & Liab	\$61,214,771.00	\$52,063,479.77	\$5,203,435.00
8674.12 Student Ins	\$1,014,404.00	\$845,335.87	\$84,534.00
8674.13 Tackle Football	\$21,000.00	\$19,800.00	\$0.00
8674.14 Special Ed Defense	\$479,535.00	\$443,691.00	\$12,602.00
8699.06 Administrative Fees	\$100.00	\$0.00	\$0.00
<b>TOTAL REVENUES</b>	<b>\$68,675,615.00</b>	<b>\$56,262,811.40</b>	<b>\$6,117,613.14</b>
<u>EXPENSES</u>			
4300.00 Supplies	\$10,000.00	\$8,277.31	\$1,434.02
5200.00 Travel/Conference	\$15,000.00	\$20,817.85	\$6,556.23
5300.00 Dues and Memberships	\$133,200.00	\$58,690.43	\$543.83
5450.01 Insurance-Property & Fire	\$10,988,337.00	\$7,917,653.96	\$753,907.57
5450.02 Boiler & Machinery	\$228,475.00	\$180,464.00	\$18,047.00
5450.04 Crime	\$80,117.00	\$60,248.00	\$6,025.00
5450.06 Excess Liability	\$11,956,269.00	\$11,047,416.55	\$765,383.20
5450.17 Data Compromise	\$287,377.00	\$254,149.20	\$25,415.00
5450.18 Concussion Coverage	\$27,000.00	\$22,500.00	\$2,250.00
5450.19 Terrorism	\$41,168.00	\$32,385.23	\$3,197.00
5800.00 Miscellaneous	\$500.00	\$95.00	\$0.00
5800.01 Professional Services	\$82,826.00	\$80,141.67	\$0.00
5800.02 Audit	\$14,415.00	\$14,415.00	\$250.00
5800.10 Consulting	\$178,600.00	\$149,685.85	\$0.00
5800.15 Property Appraisals	\$196,940.00	\$156,033.70	\$2,611.67
5800.32 Bank Fees	\$4,000.00	\$0.00	\$0.00
5800.50 Administration - KCSOS	\$3,825,255.00	\$3,062,866.20	\$325,755.16
5800.55 Student Ins Claims	\$607,000.00	\$640,678.84	\$52,026.08
5800.56 Tackle FB Claims	\$25,000.00	\$20,805.67	\$5,183.92
5800.58 Spec Ed VCP	\$479,585.00	\$0.00	\$0.00
5800.66 Property Claims	\$3,989,994.00	\$1,429,762.26	\$65,438.28
5800.67 Liability Claims	\$16,718,330.00	\$14,080,715.37	(\$1,065,358.38)
5800.69 Auto Claims	\$3,018,510.00	\$7,010,914.44	\$86,768.17
5800.90 Bill Review	\$8,200.00	\$7,057.15	\$3,155.17
5800.94 Other Distributions	\$0.00	\$0.00	\$0.00
5800.95 Unpaid Claims Liab Adj	\$8,649,000.00	\$9,202,182.00	\$0.00
<b>TOTAL EXPENSES</b>	<b>\$61,565,098.00</b>	<b>\$55,457,955.68</b>	<b>\$1,058,588.92</b>
<b>CHANGE IN NET ASSETS</b>	<b>\$7,110,517.00</b>	<b>\$804,855.72</b>	<b>\$5,059,024.22</b>
<b>NET ASSETS - BEGINNING</b>	<b>\$10,893,335.70</b>	<b>\$10,893,335.70</b>	<b>\$6,639,167.20</b>
<b>NET ASSETS - ENDING</b>	<b>\$18,003,852.70</b>	<b>\$11,698,191.42</b>	<b>\$11,698,191.42</b>

**SISC II**  
**BALANCE SHEET**  
**April 30, 2026**

	July 1, 2025 BALANCE	April 30, 2026 BALANCE
<b><u>ASSETS</u></b>		
9110.00 Cash in County Treasury	\$18,305,679.58	\$24,991,365.14
9120.02 Bank Account-Claims Fund	\$7,899,095.86	\$8,396,226.84
9150.01 Local Agency Investment Fund	\$6,723.67	\$6,938.04
9150.03 Investments	\$87,822,548.32	\$100,279,281.74
9200.00 Accounts Receivable	\$2,238,996.15	\$0.00
9330.00 Prepaid Insurance	\$5,335,767.37	\$7,985,536.67
	<hr/>	<hr/>
<b>TOTAL ASSETS</b>	<b>\$121,608,810.95</b>	<b>\$141,659,348.43</b>
	<hr/>	<hr/>
<b><u>LIABILITIES</u></b>		
9500.00 Current Liabilities	\$800,657.25	\$325,755.16
9650.00 Deferred Income	\$0.00	\$10,518,401.85
9668.00 Unpd Clms Liab (90% Conf Lvl)	\$109,914,818.00	\$119,117,000.00
	<hr/>	<hr/>
<b>TOTAL LIABILITIES</b>	<b>\$110,715,475.25</b>	<b>\$129,961,157.01</b>
<b>NET ASSETS - Funding Stabilization Reserves</b>	<b>\$10,893,335.70</b>	<b>\$11,698,191.42</b>
	<hr/>	<hr/>
<b>TOTAL LIABILITIES AND NET ASSETS</b>	<b>\$121,608,810.95</b>	<b>\$141,659,348.43</b>
	<hr/>	<hr/>

\_\_\_\_\_  
 AUTHORIZED SIGNATURE

PREPARED BY: Nancy Russo

**SISC II  
Investments  
April 30, 2026**

**24-HOUR LIQUID FUNDS**

SISC II maintains much of its cash in the Kern County Treasury and Local Agency Investment Fund. Both agencies pool these funds with those of other entities in the state. These pooled funds are carried at cost which approximates market value.

AGENCY	BALANCE	RETURN	PERIOD	DATES
COUNTY OF KERN	\$24,991,365.14	X.XX 2.22%	LAST QUARTER 5 YEAR AVERAGE	JAN-MAR 2026 APR 2021-MAR 2026
LOCAL AGENCY INVESTMENT FUND	\$6,938.04	3.81% 3.98% 2.93%	CURRENT MONTH LAST QUARTER 5 YEAR AVERAGE	April, 2026 JAN-MAR 2026 APR 2021-MAR 2026

**INVESTMENT MANAGEMENT ACCOUNTS**

The investment securities portfolio is comprised of securities carried at fair market value.

The fair market value of the investment securities available for sale at March 31, 2026 was:

INVESTMENT FIRM	MARKET VALUE	QUARTERLY RETURN	ANNUALIZED RETURN	PERIOD	DATES
MADISON INVESTMENTS (SISC INVESTMENT POOL)	\$28,140,458.00	0.32%	1.31% 2.12% 3.96%	LAST QUARTER 5 YEAR AVERAGE YIELD TO MATURITY	JAN-MAR 2026 APR 2021-MAR 2026 AS OF MAR 31, 2026
WELLS FARGO ADVISORS (RICH EDWARDS)	\$72,138,823.74	0.59%	2.38% 1.86% 3.58%	LAST QUARTER 5 YEAR AVERAGE YIELD TO MATURITY	JAN-MAR 2026 APR 2021-MAR 2026 AS OF MAR 31, 2026
	\$100,279,281.74				

**5-YEAR HISTORY OF RETURNS - ANNUALIZED**

Quarter Ending:	Co of Kern	LAIF	INVESTMENT POOL	RICH WELLS FARGO	COMBINED WEIGHTED AVERAGE RETURN
3/31/2026	X.XX	3.98%	1.31%	2.38%	X.XX
12/31/2025	X.XX	4.20%	3.95%	4.00%	X.XX
9/30/2025	3.87%	4.34%	4.63%	4.53%	4.31%
6/30/2025	3.44%	4.40%	5.25%	4.39%	4.44%
3/31/2025	3.75%	4.48%	7.48%	5.27%	5.40%
12/31/2024	3.56%	4.62%	-0.76%	2.29%	2.13%
9/30/2024	3.53%	4.71%	11.61%	8.04%	7.16%
6/30/2024	3.46%	4.55%	3.67%	4.51%	4.12%
3/31/2024	3.37%	4.30%	1.19%	3.24%	2.76%
12/31/2023	3.15%	4.00%	10.98%	8.28%	7.37%
9/30/2023	2.91%	3.93%	2.14%	2.59%	2.60%
6/30/2023	2.65%	3.15%	-0.66%	-0.50%	0.42%
3/31/2023	2.42%	2.74%	6.06%	5.65%	4.63%
12/31/2022	2.16%	2.07%	3.47%	3.48%	2.89%
9/30/2022	1.06%	1.35%	-4.79%	-7.15%	-2.24%
6/30/2022	1.00%	0.75%	-2.22%	-2.88%	-1.35%
3/31/2022	0.95%	0.32%	-9.06%	-9.18%	-5.11%
12/31/2021	0.84%	0.23%	-2.39%	-2.02%	-0.55%
9/30/2021	1.24%	0.24%	-0.20%	0.26%	0.69%
6/30/2021	1.00%	0.33%	0.80%	0.00%	0.65%
5-Yr Average	2.22%	2.93%	2.12%	1.86%	2.02%

3/31/2026

SISC INVESTMENT POOL  
 JAN-MAR 2026  
 MADISON INVESTMENT SUMMARY REPORT

Type of Investment	Issuer	Purchase Date	Par/Face Value	Dollar Amt Invested (cost)	Security Rating Moody's	Security Rating S & P	YTM Current Quarter 3/31/2026	Maturity Date	Days to Maturity	Incep-to-Date UNREALIZED Gain/(Loss) (Mkt Vlu-Cost)	Market Value Current Qtr 3/31/2026	Accrued Interest	Ending Portfolio Value (Mkt + Acc Int)
CORPORATE BOND	MICROSOFT CORP	03/09/2022	\$1,100,000.00	\$1,117,809.00	Aaa	AAA	3.95%	08/08/2026	130	(23,826.00)	\$1,093,983.00	\$3,882.78	\$1,097,865.78
CORPORATE BOND	CHUBB INA HOLDINGS	08/29/2022	\$2,175,000.00	\$2,144,637.00	A2	A	4.41%	05/03/2026	33	28,275.00	\$2,172,912.00	\$30,028.95	\$2,202,940.95
CORPORATE BOND	NATIONAL RURAL UTIL	02/28/2023	\$700,000.00	\$648,347.00	A1	A-	4.24%	02/07/2028	678	41,167.00	\$689,514.00	\$3,629.16	\$693,143.16
CORPORATE BOND	HONEYWELL INTER	03/03/2023	\$2,480,000.00	\$2,153,582.40	A2*-	A	4.17%	03/01/2027	335	257,944.80	\$2,411,527.20	\$2,273.33	\$2,413,800.53
CORPORATE BOND	NATIONAL RURAL UTIL	08/11/2023	\$450,000.00	\$422,451.00	A1	A-	4.24%	02/07/2028	678	20,808.00	\$443,259.00	\$2,298.47	\$445,557.47
CORPORATE BOND	MICROSOFT CORP	08/18/2023	\$140,000.00	\$130,967.20	Aaa	AAA	3.74%	08/28/2026	150	8,267.00	\$139,234.20	\$470.64	\$139,704.84
CORPORATE BOND	NATIONAL RURAL UTIL	08/22/2023	\$125,000.00	\$116,165.00	A1	A-	4.24%	02/07/2028	678	6,962.50	\$123,127.50	\$604.86	\$123,732.36
CORPORATE BOND	CUBBS INA HOLDINGS	08/23/2023	\$195,000.00	\$185,864.25	A2	A	4.41%	05/03/2026	33	8,948.55	\$194,812.80	\$2,611.22	\$197,424.02
CORPORATE BOND	ALABAMA PWR CO	11/21/2023	\$700,000.00	\$667,352.00	A1	A	4.22%	09/01/2027	519	28,140.00	\$695,492.00	\$2,184.06	\$697,676.06
CORPORATE BOND	NATIONAL RURAL UTIL	11/21/2023	\$1,097,000.00	\$1,018,718.08	A1	A-	4.24%	02/07/2028	678	61,848.86	\$1,080,566.94	\$5,564.71	\$1,086,131.65
CORPORATE BOND	MICROSOFT CORP	12/11/2023	\$425,000.00	\$403,023.25	Aaa	AAA	3.95%	08/08/2026	130	19,652.00	\$422,675.25	\$1,529.58	\$424,204.83
CORPORATE BOND	TARGET CORP	07/18/2024	\$2,437,000.00	\$2,291,754.80	A2	A	3.96%	01/15/2027	290	107,008.67	\$2,398,763.47	\$10,032.32	\$2,408,795.79
CORPORATE BOND	MIDAMERICAN ENERGY CO	09/05/2024	\$2,074,000.00	\$2,028,849.02	Aa2	A	4.28%	04/15/2029	1111	7,570.10	\$2,036,419.12	\$34,906.57	\$2,071,325.69
CORPORATE BOND	JP MORGAN CHASE CO	11/21/2024	\$1,819,000.00	\$1,777,999.74	A1	A	4.39%	07/23/2029	1210	30,541.01	\$1,808,540.75	\$14,408.41	\$1,822,949.16
CORPORATE BOND	JP MORGAN CHASE CO	12/06/2024	\$538,000.00	\$528,741.02	A1	A	4.39%	07/23/2029	1210	6,165.48	\$534,906.50	\$4,303.81	\$539,210.31
CORPORATE BOND	STATE STREET CORP	01/08/2025	\$2,275,000.00	\$2,333,490.25	Aa3	A	4.66%	11/21/2029	1331	20,088.25	\$2,353,578.50	\$46,695.64	\$2,400,274.14
CORPORATE BOND	ALABAMA POWER CORP	02/21/2025	\$130,000.00	\$127,441.60	A1	A	4.22%	09/01/2027	519	1,721.20	\$129,162.80	\$414.22	\$129,577.02
CORPORATE BOND	EXXON MOBIL CORP	03/05/2025	\$962,000.00	\$894,506.08	Aa2	AA-	3.96%	08/16/2029	1234	21,038.94	\$915,545.02	\$2,923.42	\$918,468.44
CORPORATE BOND	BANK NEW YORK MELLON	04/28/2025	\$2,373,000.00	\$2,353,802.43	Aa3	A	4.20%	06/13/2028	805	8,708.91	\$2,362,511.34	\$28,419.05	\$2,390,930.39
CORPORATE BOND	ALABAMA PWR CO	07/02/2025	\$375,000.00	\$373,091.25	Aa2	AA-	4.22%	09/01/2027	519	(506.25)	\$372,585.00	\$1,167.35	\$373,752.35
CORPORATE BOND	EXXON MOBIL CORP	07/24/2025	\$316,000.00	\$297,381.28	Aa3	A	3.96%	08/16/2029	1234	3,359.08	\$300,740.36	\$974.48	\$301,714.84
CORPORATE BOND	ONCOR ELEC DELIVERY	10/17/2025	\$2,440,000.00	\$2,307,654.40	A2	A	4.45%	05/15/2030	1506	(24,692.80)	\$2,282,961.60	\$25,348.89	\$2,308,310.49
CORPORATE BOND	FLORIDA PWR LT CO	12/04/2025	\$1,745,000.00	\$1,814,608.05	Aa2	A+	4.29%	06/15/2029	1172	(24,482.35)	\$1,790,125.70	\$26,460.99	\$1,816,586.69
CORPORATE BOND	PEPSICO INC	03/04/2026	\$2,457,000.00	\$2,351,471.85	A1	A+	4.25%	03/19/2030	1449	(29,410.29)	\$2,322,061.56	\$2,252.25	\$2,324,313.81
CORPORATE BOND	NORTHERN TRUST CORP	03/12/2026	\$2,496,000.00	\$2,487,738.24	A2	A+	3.99%	08/03/2028	856	(10,882.56)	\$2,476,855.68	\$14,677.87	\$2,491,533.55
CORPORATE BOND	BERKSHIRE HATHAWAY	03/25/2026	\$2,788,000.00	\$2,468,801.88	Aa2	AA	4.14%	10/15/2030	1659	7,304.56	\$2,476,106.44	\$18,640.88	\$2,494,747.32
			\$34,812,000.00	\$33,446,248.07						\$581,719.66	\$34,027,967.73	\$286,703.91	\$34,314,671.64
MORTGAGE PASSTHRU	FED NATL MTGE #BS9966	02/21/2025	\$2,441,900.00	\$2,536,905.17	Aaa	AA+	4.14%	12/01/2028	976	11,022.13	\$2,547,927.30	\$11,904.26	\$2,559,831.56
MORTGAGE PASSTHRU	FED NATL MTGE #BZ3007	02/21/2025	\$2,595,000.00	\$2,596,621.88	Aaa	AA+	4.34%	01/01/2030	1372	34,604.32	\$2,631,226.20	\$10,250.25	\$2,641,476.45
MORTGAGE PASSTHRU	FED HOME MORT WN1433	03/31/2025	\$1,866,000.00	\$1,876,204.69	Aaa	AA+	4.74%	09/01/2029	1250	(15,056.29)	\$1,861,148.40	\$7,246.30	\$1,868,394.70
MORTGAGE PASSTHRU	FED HOME MORT BZ2790	06/26/2025	\$1,250,000.00	\$1,256,054.69	Aaa	AA+	4.45%	01/01/2030	1372	(1,529.69)	\$1,254,525.00	\$4,739.58	\$1,259,264.58
MORTGAGE PASSTHRU	FNMA PARTN CERT BZ4458	08/01/2025	\$2,100,000.00	\$2,116,078.13	Aaa	AA+	4.52%	07/01/2030	1553	(15,490.13)	\$2,100,588.00	\$7,927.50	\$2,108,515.50
MORTGAGE PASSTHRU	FNMA PARTN CERT POOL E	10/21/2025	\$2,700,000.00	\$2,704,851.58	Aaa	AA+	4.26%	10/01/2030	1645	(37,710.58)	\$2,667,141.00	\$8,910.00	\$2,676,051.00
MORTGAGE PASSTHRU	FHLMC GOLD PARTN CERT	12/08/2025	\$1,500,000.00	\$1,494,375.00	Aaa	AA+	4.26%	08/01/2030	1584	(15,645.00)	\$1,478,730.00	\$4,875.00	\$1,483,605.00
MORTGAGE PASSTHRU	FHLMC GOLD PARTN WN23	03/24/2026	\$274,348.54	\$277,777.90	Aaa	AA+	4.31%	12/01/2029	1341	(1,684.50)	\$276,093.40	\$1,026.37	\$277,119.77
			\$14,727,248.54	\$14,858,869.04						(\$41,489.74)	\$14,817,379.30	\$56,879.26	\$14,874,258.56
US TREASURY NOTE	US TREASURY NOTE	09/02/2021	\$1,288,000.00	\$1,333,386.18	Aa1	AA+	3.78%	08/15/2026	137	(56,308.42)	\$1,277,077.76	\$2,342.32	\$1,279,420.08
US TREASURY NOTE	US TREASURY NOTE	11/03/2021	\$1,385,000.00	\$1,409,729.05	Aa1	AA+	3.78%	08/15/2026	137	(36,473.85)	\$1,373,255.20	\$2,522.53	\$1,375,777.73
US TREASURY NOTE	US TREASURY NOTE	11/17/2021	\$850,000.00	\$860,329.02	Aa1	AA+	3.78%	08/15/2026	137	(17,537.02)	\$842,792.00	\$1,621.63	\$844,413.63
US TREASURY NOTE	US TREASURY NOTE	04/22/2022	\$2,100,000.00	\$1,972,448.44	Aa1	AA+	3.78%	08/15/2026	137	109,743.56	\$2,082,192.00	\$3,783.79	\$2,085,975.79
US TREASURY NOTE	US TREASURY NOTE	06/23/2022	\$2,000,000.00	\$1,853,756.70	Aa1	AA+	3.78%	08/15/2026	137	129,283.30	\$1,983,040.00	\$3,783.79	\$1,986,823.79
US TREASURY NOTE	US TREASURY NOTE	10/04/2022	\$4,050,000.00	\$3,761,925.69	Aa1	AA+	3.82%	08/15/2027	502	202,659.81	\$3,964,585.50	\$11,361.53	\$3,975,947.03
US TREASURY NOTE	US TREASURY NOTE	12/01/2022	\$1,200,000.00	\$1,109,113.39	Aa1	AA+	3.82%	08/15/2027	502	65,578.61	\$1,174,692.00	\$3,246.15	\$1,177,938.15

SISC INVESTMENT POOL  
JAN-MAR 2026  
MADISON INVESTMENT SUMMARY REPORT

Type of Investment	Issuer	Purchase Date	Par/Face Value	Dollar Amt Invested (cost)	Security Rating Moody's	Security Rating S & P	YTM Current Quarter 3/31/2026	Maturity Date	Days to Maturity	Incep-to-Date UNREALIZED Gain/(Loss) (Mkt Vlu-Cost)	Market Value Current Qtr 3/31/2026	Accrued Interest	Ending Portfolio Value (Mkt + Acc Int)
US TREASURY NOTE	US TREASURY NOTE	01/13/2023	\$2,040,000.00	\$1,885,731.83	Aa1	AA+	3.78%	08/15/2026	137	136,968.97	\$2,022,700.80	\$3,963.96	\$2,026,664.76
US TREASURY NOTE	US TREASURY NOTE	02/02/2023	\$2,190,000.00	\$2,063,483.50	Aa1	AA+	3.82%	08/15/2027	502	80,329.40	\$2,143,812.90	\$6,167.69	\$2,149,980.59
US TREASURY NOTE	US TREASURY NOTE	02/16/2023	\$700,000.00	\$647,146.88	Aa1	AA+	3.82%	08/15/2027	502	38,090.12	\$685,237.00	\$1,947.70	\$687,184.70
US TREASURY NOTE	US TREASURY NOTE	05/16/2023	\$3,466,000.00	\$3,292,576.23	Aa1	AA+	3.82%	08/15/2027	502	100,325.83	\$3,392,902.06	\$9,738.46	\$3,402,640.52
US TREASURY NOTE	US TREASURY NOTE	05/16/2023	\$1,725,000.00	\$1,668,202.06	Aa1	AA+	3.81%	02/15/2028	686	23,712.44	\$1,691,914.50	\$6,025.11	\$1,697,939.61
US TREASURY NOTE	US TREASURY NOTE	08/17/2023	\$6,325,000.00	\$5,896,354.19	Aa1	AA+	3.81%	02/15/2028	686	307,332.31	\$6,203,686.50	\$21,690.44	\$6,225,376.94
US TREASURY NOTE	US TREASURY NOTE	10/03/2023	\$8,150,000.00	\$7,399,654.26	Aa1	AA+	3.74%	02/28/2027	334	613,425.74	\$8,013,080.00	\$13,320.98	\$8,026,400.98
US TREASURY NOTE	US TREASURY NOTE	10/30/2023	\$975,000.00	\$886,834.32	Aa1	AA+	3.74%	02/28/2027	334	71,785.68	\$958,620.00	\$1,567.18	\$960,187.18
US TREASURY NOTE	US TREASURY NOTE	02/01/2024	\$2,890,000.00	\$2,714,238.98	Aa1	AA+	3.74%	02/28/2027	334	127,209.02	\$2,841,448.00	\$4,701.51	\$2,846,149.51
US TREASURY NOTE	US TREASURY NOTE	02/01/2024	\$3,700,000.00	\$3,539,438.17	Aa1	AA+	3.81%	02/15/2028	686	89,595.83	\$3,629,034.00	\$12,451.92	\$3,641,485.92
US TREASURY NOTE	US TREASURY NOTE	07/02/2024	\$7,912,000.00	\$7,876,484.32	Aa1	AA+	3.83%	08/31/2028	884	134,415.68	\$8,010,900.00	\$30,174.87	\$8,041,074.87
US TREASURY NOTE	US TREASURY NOTE	08/23/2024	\$1,925,000.00	\$1,744,161.73	Aa1	AA+	3.81%	08/15/2029	1233	47,224.02	\$1,791,385.75	\$3,817.32	\$1,795,203.07
US TREASURY NOTE	US TREASURY NOTE	10/16/2024	\$1,180,000.00	\$1,065,691.45	Aa1	AA+	3.81%	08/15/2029	1233	32,404.75	\$1,098,096.20	\$2,410.95	\$1,100,507.15
US TREASURY NOTE	US TREASURY NOTE	10/29/2024	\$348,000.00	\$310,890.23	Aa1	AA+	3.81%	08/15/2029	1233	12,955.09	\$323,845.32	\$803.65	\$324,648.97
US TREASURY NOTE	US TREASURY NOTE	12/06/2024	\$1,780,000.00	\$1,761,927.84	Aa1	AA+	3.88%	11/30/2029	1340	17,662.76	\$1,779,590.60	\$23,143.98	\$1,802,734.58
US TREASURY NOTE	US TREASURY NOTE	01/08/2025	\$1,520,000.00	\$1,480,758.22	Aa1	AA+	3.88%	11/30/2029	1340	38,892.18	\$1,519,650.40	\$19,715.22	\$1,539,365.62
US TREASURY NOTE	US TREASURY NOTE	02/19/2025	\$6,493,000.00	\$5,783,103.51	Aa1	AA+	3.81%	08/15/2029	1233	259,217.36	\$6,042,320.87	\$13,059.27	\$6,055,380.14
US TREASURY NOTE	US TREASURY NOTE	07/01/2025	\$1,000,000.00	\$1,019,222.10	Aa1	AA+	3.83%	08/31/2028	884	(6,722.10)	\$1,012,500.00	\$3,729.48	\$1,016,229.48
US TREASURY NOTE	US TREASURY NOTE	09/26/2025	\$807,000.00	\$837,738.06	Aa1	AA+	3.94%	09/30/2030	1644	(7,819.26)	\$829,918.80	\$96.56	\$830,015.36
US TREASURY NOTE	US TREASURY NOTE	12/02/2025	\$662,000.00	\$689,826.91	Aa1	AA+	3.94%	09/30/2030	1644	(9,026.11)	\$680,800.80	\$86.90	\$680,887.70
US TREASURY NOTE	US TREASURY NOTE	02/19/2026	\$6,172,000.00	\$6,430,473.18	Aa1	AA+	3.94%	09/30/2030	1644	(83,188.38)	\$6,347,284.80	\$782.10	\$6,348,066.90
			\$74,833,000.00	\$71,294,626.45						\$2,421,737.31	\$73,716,363.76	\$208,056.99	\$73,924,420.75
		Subtotal	\$124,372,248.54	\$119,599,743.55						\$2,961,967.24	\$122,561,710.79	\$551,640.16	\$123,113,350.95

SISC INVESTMENT POOL  
 JAN-MAR 2026  
 MADISON INVESTMENT SUMMARY REPORT

Type of Investment	Issuer	Purchase Date	Par/Face Value	Dollar Amt Invested (cost)	Security Rating Moody's	Security Rating S & P	YTM Current Quarter 3/31/2026	Maturity Date	Days to Maturity	Incep-to-Date UNREALIZED Gain/(Loss) (Mkt Vlu-Cost)	Market Value Current Qtr 3/31/2026	Accrued Interest	Ending Portfolio Value (Mkt + Acc Int)
MONEY MARKET	MONEY MARKET		\$1,280,084.56	\$1,280,084.56			0.00%				\$1,280,084.56	\$7,281.05	\$1,287,365.61
(0.00) Principal Pay Downs										(\$0.00)			
Total			<u>\$125,652,333.10</u>	<u>\$120,879,828.11</u>						<u>\$2,961,967.24</u>	<u>\$123,841,795.35</u>	<u>\$558,921.21</u>	<u>\$124,400,716.56</u>

Percentage of Portfolio (by type)	
CORPORATE BOND	27.58%
US TREASURY NOTE	59.42%
MORTGAGE PASSTHRU	11.96%
MONEY MARKET	1.03%
<u>100.000%</u>	

Portfolio	Weighted
Yield to Maturity <u>3.96%</u>	Avg. Maturity <u>863</u>

Cash Invested:	<u>\$67,597,209.22</u>
<b>Inception-to-Date return</b>	<u>\$56,803,507.34</u>
(Includes earnings +/- change in market value)	

SISC II's proportionate share \$28,140,458  
 of Ending Portfolio Value

**NOTES:**

- 1) Self-Insured Schools of California's investment portfolio is in compliance with the SISC Investment Policy
- 2) To the best of our knowledge and belief at this date, SISC has sufficient liquidity to meet its cash requirements for the next six months.
- 3) The source of security market value and the accrued interest is the monthly statement provided by US Bank.
- 4) Please refer to the attached for a description of the investments managed by the Kern County Treasurer and LAIF.

3/31/2026

SISC II  
 JAN-MAR 2026  
 WELLS FARGO ADVISORS INVESTMENT SUMMARY REPORT - RICH EDWARDS

Type of Investment	Issuer	Purchase Date	Par/Face Value	Dollar Amt Invested (cost)	Security Rating Moody's	Security Rating S & P	YTM Current Quarter 3/31/2026	Maturity Date	Days to Maturity	Incept-toDate UNREALIZED Gain/(Loss) (Mkt Vlu-Cost)	Market Value Current Qtr 3/31/2026	Accrued Interest	Ending Portfolio Value (Mkt + Acc Int)
Federal Agency	FHLB	1/20/2022	\$1,000,000.00	\$995,980.00	AAA	AA+	3.771%	5/22/2026	52	\$580.00	\$996,560.00	\$4,837.50	\$1,001,397.50
Federal Agency	FNMA	4/18/2022	\$1,500,000.00	\$1,477,125.00	AAA	AA+	3.770%	4/24/2026	24	\$21,255.00	\$1,498,380.00	\$13,901.04	\$1,512,281.04
Federal Agency	FHLB	5/26/2022	\$500,000.00	\$499,105.00	AAA	AA+	3.780%	6/12/2026	73	(\$380.00)	\$498,725.00	\$3,784.72	\$502,509.72
Federal Agency	FHLB	5/26/2022	\$500,000.00	\$511,168.04	AAA	AA+	3.798%	6/12/2026	73	(\$11,838.04)	\$499,330.00	\$4,730.90	\$504,060.90
Federal Agency	FHLB	9/28/2022	\$500,000.00	\$470,180.36	AAA	AA+	3.778%	12/11/2026	255	\$25,844.64	\$496,025.00	\$4,010.42	\$500,035.42
Federal Agency	FHLB	9/29/2022	\$500,000.00	\$482,180.00	AAA	AA+	3.785%	12/11/2026	255	\$15,115.00	\$497,295.00	\$4,583.33	\$501,878.33
Federal Agency	FFCB	1/27/2023	\$1,000,000.00	\$1,002,100.00	AAA	AA+	3.751%	4/26/2027	391	(\$3,420.00)	\$998,680.00	\$15,607.64	\$1,014,287.64
Federal Agency	FFCB	3/27/2023	\$750,000.00	\$771,375.00	AAA	AA+	3.846%	11/23/2026	237	(\$19,432.50)	\$751,942.50	\$11,333.33	\$763,275.83
Federal Agency	FHLB	4/26/2023	\$2,000,000.00	\$2,061,860.00	AAA	AA+	3.817%	12/10/2027	619	(\$47,640.00)	\$2,014,220.00	\$26,208.33	\$2,040,428.33
Federal Agency	FHLB	1/23/2024	\$2,000,000.00	\$2,013,500.00	AAA	AA+	4.381%	1/19/2029	1025	(\$15,160.00)	\$1,998,340.00	\$17,400.00	\$2,015,740.00
Federal Agency	FHLB	4/24/2024	\$500,000.00	\$500,245.00	AAA	AA+	4.874%	10/2/2028	916	(\$230.00)	\$500,015.00	\$12,119.79	\$512,134.79
Federal Agency	FHLB	3/14/2025	\$2,000,000.00	\$2,013,500.00	AAA	AA+	4.253%	3/8/2030	1438	(\$21,000.00)	\$1,992,500.00	\$5,302.78	\$1,997,802.78
Federal Agency	FHLB	5/19/2025	\$1,500,000.00	\$1,496,235.00	AAA	AA+	4.138%	5/7/2030	1498	(\$4,050.00)	\$1,492,185.00	\$24,000.00	\$1,516,185.00
Federal Agency	FHLMC	6/25/2025	\$1,000,000.00	\$1,000,990.00	AAA	AA+	4.132%	12/18/2029	1358	(\$5,540.00)	\$995,450.00	\$11,444.44	\$1,006,894.44
Federal Agency	FHLMC MTN	3/16/2026	\$2,000,000.00	\$1,998,980.00	AAA	AA+	3.942%	3/10/2031	1805	(\$11,800.00)	\$1,987,180.00	\$4,433.33	\$1,991,613.33
			\$17,250,000.00	\$17,294,523.40						(\$77,695.89)	\$17,216,827.50	\$163,697.55	\$17,380,525.05
Treasury	US TREASURY	12/19/2022	\$500,000.00	\$512,359.38	Aa1	AA+	3.844%	9/30/2027	548	(\$10,309.37)	\$502,050.00	\$56.35	\$502,106.35
Treasury	US TREASURY	11/20/2024	\$1,500,000.00	\$1,502,320.32	Aa1	AA+	3.881%	10/31/2029	1310	\$9,979.68	\$1,512,300.00	\$26,007.90	\$1,538,307.90
Treasury	US TREASURY NOTE	6/23/2025	\$2,000,000.00	\$2,003,773.12	Aa1	AA+	3.904%	4/30/2030	1491	(\$5,953.12)	\$1,997,820.00	\$32,541.44	\$2,030,361.44
Treasury	US TREASURY NOTE	11/13/2025	\$8,000,000.00	\$7,885,458.64	Aa1	AA+	3.246%	4/9/2026	9	\$108,141.36	\$7,993,600.00	\$0.00	\$7,993,600.00
Treasury	US TREASURY NOTE	11/25/2025	\$2,500,000.00	\$2,460,356.68	Aa1	AA+	3.597%	5/7/2026	37	\$30,543.33	\$2,490,900.00	\$0.00	\$2,490,900.00
Treasury	US TREASURY NOTE	12/11/2025	\$5,000,000.00	\$4,930,861.65	Aa1	AA+	3.597%	5/7/2026	37	\$50,938.35	\$4,981,800.00	\$0.00	\$4,981,800.00
Treasury	US TREASURY NOTE	12/11/2025	\$2,000,000.00	\$1,995,906.26	Aa1	AA+	3.889%	1/31/2030	1402	(\$23,726.26)	\$1,972,180.00	\$11,602.21	\$1,983,782.21
Treasury	US TREASURY NOTE	1/8/2026	\$7,500,000.00	\$7,394,743.73	Aa1	AA+	3.607%	6/11/2026	72	\$52,081.27	\$7,446,825.00	\$0.00	\$7,446,825.00
Treasury	US TREASURY NOTE	1/27/2026	\$1,500,000.00	\$1,498,746.09	Aa1	AA+	3.926%	9/30/2030	1644	(\$17,436.09)	\$1,481,310.00	\$148.57	\$1,481,458.57
Treasury	US TREASURY NOTE	2/12/2026	\$7,500,000.00	\$7,397,456.25	Aa1	AA+	3.635%	7/9/2026	100	\$28,218.75	\$7,425,675.00	\$0.00	\$7,425,675.00
Treasury	US TREASURY NOTE	2/18/2026	\$2,000,000.00	\$2,025,750.00	Aa1	AA+	3.943%	1/31/2031	1767	(\$42,790.00)	\$1,982,960.00	\$12,430.94	\$1,995,390.94
Treasury	US TREASURY NOTE	3/12/2026	\$7,500,000.00	\$7,392,016.65	Aa1	AA+	3.653%	8/13/2026	135	\$7,333.35	\$7,399,350.00	\$0.00	\$1,516,185.00
			\$47,500,000.00	\$46,999,748.76						\$187,021.24	\$47,186,770.00	\$82,787.41	\$41,386,392.41
Corpoate Note	JOHN DEERE CORP.	7/26/2022	\$500,000.00	\$493,565.00	A2	A	4.090%	6/10/2026	71	\$5,040.00	\$498,605.00	\$4,085.42	\$502,690.42
Corpoate Note	MORGAN STANLEY	1/31/2023	\$500,000.00	\$488,250.00	A1	A-	4.151%	1/20/2027	295	\$9,660.00	\$497,910.00	\$3,574.65	\$501,484.65
Corpoate Note	TOYOTA MOTOR	6/29/2023	\$500,000.00	\$500,205.00	A1	A+	4.096%	1/12/2028	652	\$4,355.00	\$504,560.00	\$5,074.65	\$509,634.65
Corpoate Note	JOHN DEERE CAP	7/27/2023	\$1,000,000.00	\$1,004,690.00	A2	A	4.022%	2/20/2028	691	\$8,580.00	\$1,013,270.00	\$9,368.06	\$1,022,638.06
Corpoate Note	MERRILL LYNCH	7/27/2023	\$700,000.00	\$765,282.00	A1	A-	4.679%	6/1/2028	793	(\$35,308.00)	\$729,974.00	\$15,750.00	\$745,724.00
Corpoate Note	JOHNSON JOHNSON	11/14/2025	\$1,000,000.00	\$1,037,000.00	AAA	AAA	4.092%	3/1/2030	1431	(\$14,950.00)	\$1,022,050.00	\$3,916.67	\$1,025,966.67
			\$4,200,000.00	\$4,288,992.00						(\$22,623.00)	\$4,266,369.00	\$41,769.45	\$4,308,138.45

3/31/2026

SISC II  
 JAN-MAR 2026  
 WELLS FARGO ADVISORS INVESTMENT SUMMARY REPORT - RICH EDWARDS

Type of Investment	Issuer	Purchase Date	Par/Face Value	Dollar Amt Invested (cost)	Security Rating Moody's	Security Rating S & P	YTM Current Quarter 3/31/2026	Maturity Date	Days to Maturity	Incept-toDate UNREALIZED Gain/(Loss) (Mkt Vlu-Cost)	Market Value Current Qtr 3/31/2026	Accrued Interest	Ending Portfolio Value (Mkt + Acc Int)
Money Market	Money Market		\$3,168,395.22	\$3,168,395.22			0.000%				\$3,168,395.22	\$12,207.61	\$3,180,602.83
		Grand Total	<u>\$72,118,395.22</u>	<u>\$71,751,659.37</u>						<u>\$86,702.35</u>	<u>\$71,838,361.72</u>	<u>\$300,462.02</u>	<u>\$66,255,658.74</u>

Percentage of Portfolio (by type)	
Federal Agency	26.23%
Treasury	62.46%
Corpoate Note	6.50%
Money Market	4.80%
	<u>100.00%</u>

Portfolio Yield to Maturity	<u>3.58%</u>	Weighted Avg. Maturity	<u>482</u>
-----------------------------	--------------	------------------------	------------

Cash Invested:	
10/01/92	\$1,040,768.34
05/12/93	\$504,743.06
05/19/93	\$1,084,246.67
08/26/93	\$300,000.00
12/17/96	\$1,000,000.00
07/01/98	\$4,000,000.00
07/03/00	(\$5,000,000.00)
04/01/05	\$1,000,000.00
9/29/2005	\$2,000,000.00
1/6/2010	\$2,500,000.00
1/4/2012	\$4,000,000.00
1/13/2022	\$8,000,000.00
12/9/2022	\$8,000,000.00
8/25/2023	\$20,000,000.00
11/21/2025	\$10,000,000.00

- NOTES:**
- 1) Self-Insured Schools of California's investment portfolio is in compliance with the SISC Investment Policy
  - 2) To the best of our knowledge and belief at this date, SISC has sufficient liquidity to meet its cash requirements for the next six months.
  - 3) The source of security market value and accrued interest is the monthly statement provided by US Bank.
  - 4) Please refer to the attached for a description of the investments managed by the Kern County Treasurer and LAIF.

\$58,429,758.07  
 (Includes earnings +/- change in market value)



BAKERSFIELD



[Home](#) [Administration](#) [Financial Services](#) [Taxpayer Services](#) [Publications](#) [Resources](#) [Contact Us](#)

### Pay Your Taxes Online

We accept the following credit cards and electronic checks.



[click here](#)

### Pay Property Tax Monthly

We partnered with Easy Smart Pay to offer monthly payments for your current annual secured property tax

[click here](#)

### Supplemental Tax Bill Calculator

Have you recently purchased, or are you considering purchasing property?

Estimate your property taxes.

[click here](#)

### Online Tax Sales

Place bids online for property and real estate located in Kern County.

Visit <https://www.govease.com/> to place your bid, today!

[click here](#)

### Your Property Tax Online

Research and view property tax information.

View previous years taxes.

[click here](#)

## Quarterly Report

For Quarter Ended September 30, 2025

[Letter to the Board](#)

[Portfolio Report](#)

### Investment Earnings

Kern County Treasurer-Tax Collector's Comparative Statement of Interest Earnings and Statistical Data

Quarter Ending	Interest Earnings	Net Avg. Daily Balance	Co. Treasury Annualized Yield	T-Bill (91 day) Daily Avg.	Money Market Fund Daily Avg.
September 30, 2025	\$66,315,464.49	\$6,802,943,341.74	3.87 %	3.93 %	4.06 %
June 30, 2025	\$61,141,794.66	\$7,125,329,931.95	3.44 %	4.29 %	4.24 %
March 31, 2025	\$64,002,270.76	\$6,925,520,985.44	3.75 %	4.29 %	4.26 %
December 31, 2024	\$59,224,007.52	\$6,591,775,652.89	3.56 %	4.31 %	4.40 %

Interest is computed on the accrual basis of accounting on the average daily balance method of apportionment, simple interest method, and net of all administrative costs.

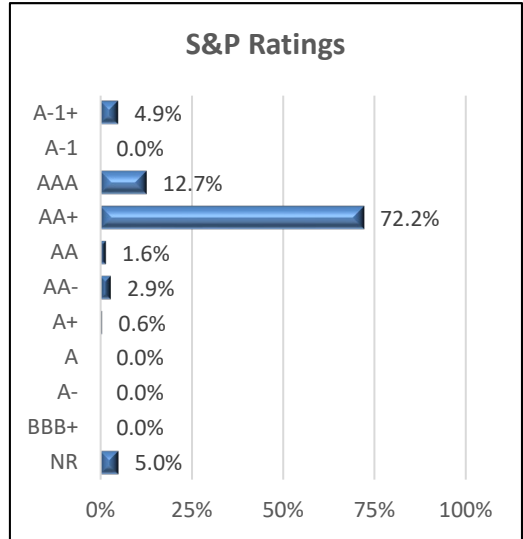
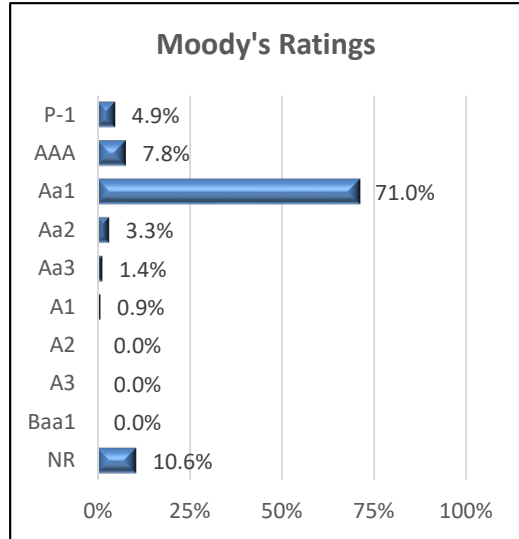
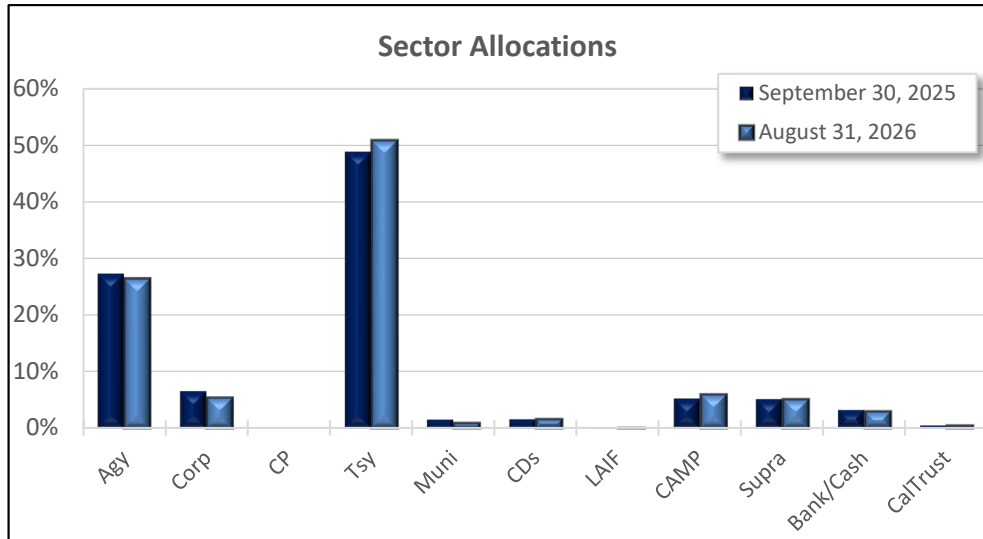




# Kern County Treasurer's Pooled Cash Portfolio Summary

9/30/2025

Sector	Par Amount	Original Cost	Market Value	Original Yield	% of Total Assets	Policy Limit Rating	Days to Maturity
Local Agency Investment Fund	1,549,859	1,549,859	1,549,859	4.21%	0.02%	\$75 Million	1
California Asset Management Program	360,957,717	360,957,717	360,957,717	4.36%	5.18%	10%	1
CalTRUST	36,588,665	36,588,665	36,588,665	4.32%	0.52%	10%	1
Money Markets	104,721,136	104,721,136	104,721,136	4.11%	1.50%	10%	1
Bank Sweep (ICS)	22,052,982	22,052,982	22,052,982	3.47%	0.32%	10%	1
U.S. Treasuries	3,506,000,000	3,346,627,699	3,430,630,684	3.90%	49.20%	100%	747
Federal Agencies	1,887,791,000	1,871,269,182	1,887,957,575	3.83%	27.07%	75%	689
Municipal Bonds	104,590,000	106,850,580	107,703,438	3.64%	1.54%	10%	1,357
Supranationals	358,650,000	351,869,196	359,084,058	4.11%	5.15%	10%	1,070
Negotiable CDs	110,000,000	110,000,000	110,163,371	4.28%	1.58%	30%	224
Commercial Paper	-	-	-	0.00%	0.00%	40%	0
Corporate Notes	469,328,000	450,459,353	455,896,406	3.56%	6.54%	30%	1,001
<b>Total Securities</b>	<b>6,962,229,358</b>	<b>6,762,946,369</b>	<b>6,877,305,889</b>	<b>3.90%</b>	<b>98.62%</b>		<b>708</b>
<b>Total Cash</b>	<b>96,058,552</b>	<b>96,058,552</b>	<b>96,058,552</b>		<b>1.38%</b>		
<b>Total Assets</b>	<b>7,058,287,910</b>	<b>6,859,004,921</b>	<b>6,973,364,441</b>		<b>100.00%</b>		





# PMIA/LAIF Performance Report as of 05/06/26



## Quarterly Performance Quarter Ended 03/31/26

LAIF Apportionment Rate <sup>(2)</sup> :	3.98
LAIF Earnings Ratio <sup>(2)</sup> :	0.00010906180047888
LAIF Administrative Cost <sup>(1)*</sup> :	0.24
LAIF Fair Value Factor <sup>(1)</sup> :	0.999980831
PMIA Daily <sup>(1)</sup> :	3.82
PMIA Quarter to Date <sup>(1)</sup> :	3.92
PMIA Average Life <sup>(1)</sup> :	261

## PMIA Average Monthly Effective Yields<sup>(1)</sup>

<b>April</b>	<b>3.811</b>
March	3.826
February	3.871
January	3.931
December	4.025
November	4.096

## Pooled Money Investment Account Monthly Portfolio Composition <sup>(1)</sup> 03/31/26 \$165.3 billion

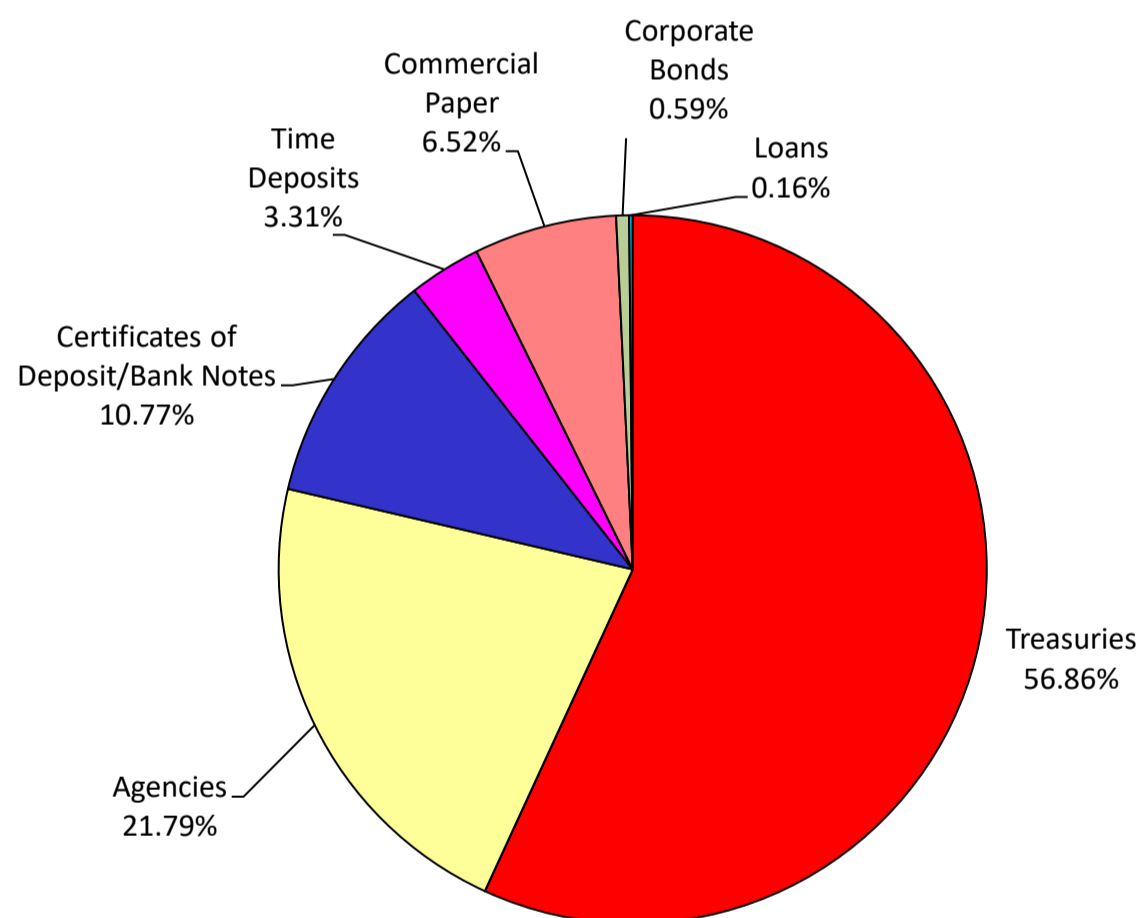


Chart does not include \$829,000.00 in mortgages, which equates to 0.001%. Percentages may not total 100% due to rounding.

Daily rates are now available here. [View PMIA Daily Rates](#)

Notes: The apportionment rate includes interest earned on the CalPERS Supplemental Pension Payment pursuant to Government Code 20825 (c)(1).

\*The percentage of administrative cost equals the total administrative cost divided by the quarterly interest earnings. The law provides that administrative costs are not to exceed 5% of quarterly EARNINGS of the fund. However, if the 13-week Daily Treasury Bill Rate on the last day of the fiscal year is below 1%, then administrative costs shall not exceed 8% of quarterly EARNINGS of the fund for the subsequent fiscal year.

Source:

<sup>(1)</sup> State of California, Office of the Treasurer

<sup>(2)</sup> State of California, Office of the Controller



## State of California Pooled Money Investment Account Market Valuation 3/31/2026

Description	Carrying Cost Plus Accrued Interest Purch.	Amortized Cost	Fair Value	Accrued Interest
United States Treasury:				
Bills	\$ 44,722,522,982.34	\$ 45,041,222,236.88	\$ 45,033,151,400.00	NA
Notes	\$ 49,292,258,674.55	\$ 49,271,989,419.91	\$ 49,320,696,150.00	\$ 406,254,298.00
Federal Agency:				
SBA	\$ 284,735,106.47	\$ 284,670,977.29	\$ 282,270,088.95	\$ 954,910.41
MBS-REMICs	\$ 828,976.21	\$ 828,976.21	\$ 834,536.98	\$ 3,616.34
Debentures	\$ 4,170,836,653.34	\$ 4,170,836,653.34	\$ 4,169,747,640.00	\$ 33,432,528.40
Debentures FR	\$ -	\$ -	\$ -	\$ -
Debentures CL	\$ 2,450,000,000.00	\$ 2,450,000,000.00	\$ 2,447,226,000.00	\$ 31,675,185.50
Discount Notes	\$ 18,589,440,826.53	\$ 18,748,772,124.99	\$ 18,737,614,500.00	NA
Supranational:				
Debentures	\$ 4,234,413,202.81	\$ 4,234,289,244.48	\$ 4,225,099,790.00	\$ 34,129,170.50
Debentures FR	\$ -	\$ -	\$ -	\$ -
Debentures CL	\$ 300,000,000.00	\$ 300,000,000.00	\$ 300,916,000.00	\$ 2,155,555.00
Discount Notes	\$ 5,996,263,597.22	\$ 6,051,445,319.44	\$ 6,048,424,000.00	NA
CDs and YCDs FR	\$ -	\$ -	\$ -	\$ -
Bank Notes	\$ 400,000,000.00	\$ 400,000,000.00	\$ 399,517,809.83	\$ 3,603,472.22
CDs and YCDs	\$ 17,400,000,000.00	\$ 17,400,000,000.00	\$ 17,390,638,342.15	\$ 180,555,958.37
Commercial Paper	\$ 10,784,921,083.25	\$ 10,855,911,297.17	\$ 10,853,096,291.64	NA
Corporate:				
Bonds FR	\$ -	\$ -	\$ -	\$ -
Bonds	\$ 973,660,364.24	\$ 973,256,676.74	\$ 970,809,904.00	\$ 9,472,413.81
Repurchase Agreements	\$ -	\$ -	\$ -	\$ -
Reverse Repurchase	\$ -	\$ -	\$ -	\$ -
Time Deposits	\$ 5,472,000,000.00	\$ 5,472,000,000.00	\$ 5,472,000,000.00	NA
PMIA & GF Loans	\$ 266,015,740.00	\$ 266,015,740.00	\$ 266,015,740.00	NA
<b>TOTAL</b>	<b>\$ 165,337,897,206.96</b>	<b>\$ 165,921,238,666.45</b>	<b>\$ 165,918,058,193.55</b>	<b>\$ 702,237,108.55</b>

Fair Value Including Accrued Interest

\$ 166,620,295,302.10

Repurchase Agreements, Time Deposits, PMIA & General Fund loans, and Reverse Repurchase agreements are carried at portfolio book value (carrying cost).

The value of each participating dollar equals the fair value divided by the amortized cost (0.999980831)  
As an example: if an agency has an account balance of \$20,000,000.00, then the agency would report its participation in the LAIF valued at \$19,999,616.63 or \$20,000,000.00 x 0.999980831



# PMIA Average Monthly Effective Yields

	Jan	Feb	Mar	Apr	May	Jun	Jul	Aug	Sep	Oct	Nov	Dec
<b>2026</b>	3.931	3.871	3.826	<b>3.811</b>								
<b>2025</b>	4.366	4.333	4.313	4.281	4.272	4.269	4.258	4.251	4.212	4.15	4.096	4.025
<b>2024</b>	4.012	4.122	4.232	4.272	4.332	4.48	4.516	4.579	4.575	4.518	4.477	4.434
<b>2023</b>	2.425	2.624	2.831	2.87	2.993	3.167	3.305	3.434	3.534	3.67	3.843	3.929
<b>2022</b>	0.234	0.278	0.365	0.523	0.684	0.861	1.09	1.276	1.513	1.772	2.007	2.173
<b>2021</b>	0.458	0.407	0.357	0.339	0.315	0.262	0.221	0.221	0.206	0.203	0.203	0.212
<b>2020</b>	1.967	1.912	1.787	1.648	1.363	1.217	0.92	0.784	0.685	0.62	0.576	0.54
<b>2019</b>	2.355	2.392	2.436	2.445	2.449	2.428	2.379	2.341	2.28	2.19	2.103	2.043
<b>2018</b>	1.35	1.412	1.524	1.661	1.755	1.854	1.944	1.998	2.063	2.144	2.208	2.291
<b>2017</b>	0.751	0.777	0.821	0.884	0.925	0.978	1.051	1.084	1.111	1.143	1.172	1.239
<b>2016</b>	0.446	0.467	0.506	0.525	0.552	0.576	0.588	0.614	0.634	0.654	0.678	0.719
<b>2015</b>	0.262	0.266	0.278	0.283	0.29	0.299	0.32	0.33	0.337	0.357	0.374	0.4
<b>2014</b>	0.244	0.236	0.236	0.233	0.228	0.228	0.244	0.26	0.246	0.261	0.261	0.267
<b>2013</b>	0.3	0.286	0.285	0.264	0.245	0.244	0.267	0.271	0.257	0.266	0.263	0.264
<b>2012</b>	0.385	0.389	0.383	0.367	0.363	0.358	0.363	0.377	0.348	0.34	0.324	0.326
<b>2011</b>	0.538	0.512	0.5	0.588	0.413	0.448	0.381	0.408	0.378	0.385	0.401	0.382
<b>2010</b>	0.558	0.577	0.547	0.588	0.56	0.528	0.531	0.513	0.5	0.48	0.454	0.462
<b>2009</b>	2.046	1.869	1.822	1.607	1.53	1.377	1.035	0.925	0.75	0.646	0.611	0.569
<b>2008</b>	4.62	4.161	3.777	3.4	3.072	2.894	2.787	2.779	2.774	2.709	2.568	2.353
<b>2007</b>	5.156	5.181	5.214	5.222	5.248	5.25	5.255	5.253	5.231	5.137	4.962	4.801
<b>2006</b>	3.955	4.043	4.142	4.305	4.563	4.7	4.849	4.946	5.023	5.098	5.125	5.129
<b>2005</b>	2.264	2.368	2.542	2.724	2.856	2.967	3.083	3.179	3.324	3.458	3.636	3.808
<b>2004</b>	1.528	1.44	1.474	1.445	1.426	1.469	1.604	1.672	1.771	1.89	2.003	2.134
<b>2003</b>	2.103	1.945	1.904	1.858	1.769	1.697	1.653	1.632	1.635	1.596	1.572	1.545
<b>2002</b>	3.068	2.967	2.861	2.845	2.74	2.687	2.714	2.594	2.604	2.487	2.301	2.201
<b>2001</b>	6.372	6.169	5.976	5.76	5.328	4.958	4.635	4.502	4.288	3.785	3.526	3.261
<b>2000</b>	5.76	5.824	5.851	6.014	6.19	6.349	6.443	6.505	6.502	6.517	6.538	6.535
<b>1999</b>	5.265	5.21	5.136	5.119	5.086	5.095	5.178	5.225	5.274	5.391	5.484	5.639
<b>1998</b>	5.742	5.72	5.68	5.672	5.673	5.671	5.652	5.652	5.639	5.557	5.492	5.374
<b>1997</b>	5.583	5.575	5.58	5.612	5.634	5.667	5.679	5.69	5.707	5.705	5.715	5.744
<b>1996</b>	5.698	5.643	5.557	5.538	5.502	5.548	5.587	5.566	5.601	5.601	5.599	5.574
<b>1995</b>	5.612	5.779	5.934	5.96	6.008	5.997	5.972	5.91	5.832	5.784	5.805	5.748
<b>1994</b>	4.359	4.176	4.248	4.333	4.434	4.623	4.823	4.989	5.106	5.243	5.38	5.528
<b>1993</b>	4.678	4.649	4.624	4.605	4.427	4.554	4.438	4.472	4.43	4.38	4.365	4.384
<b>1992</b>	6.122	5.863	5.68	5.692	5.379	5.323	5.235	4.958	4.76	4.73	4.659	4.647
<b>1991</b>	8.164	8.002	7.775	7.666	7.374	7.169	7.098	7.072	6.859	6.719	6.591	6.318
<b>1990</b>	8.571	8.538	8.506	8.497	8.531	8.538	8.517	8.382	8.333	8.321	8.269	8.279
<b>1989</b>	8.698	8.77	8.87	8.992	9.227	9.204	9.056	8.833	8.801	8.771	8.685	8.645
<b>1988</b>	8.078	8.05	7.945	7.94	7.815	7.929	8.089	8.245	8.341	8.397	8.467	8.563
<b>1987</b>	7.365	7.157	7.205	7.044	7.294	7.289	7.464	7.562	7.712	7.825	8.121	8.071
<b>1986</b>	9.252	9.09	8.958	8.621	8.369	8.225	8.141	7.844	7.512	7.586	7.432	7.439
<b>1985</b>	10.579	10.289	10.118	10.025	10.18	9.743	9.656	9.417	9.572	9.482	9.488	9.371
<b>1984</b>	10.312	10.28	10.382	10.594	10.843	11.119	11.355	11.557	11.597	11.681	11.474	11.024
<b>1983</b>	10.251	9.887	9.688	9.868	9.527	9.6	9.879	10.076	10.202	10.182	10.164	10.227
<b>1982</b>	11.683	12.044	11.835	11.773	12.27	11.994	12.235	11.909	11.151	11.111	10.704	10.401
<b>1981</b>	10.987	11.686	11.13	11.475	12.179	11.442	12.346	12.844	12.059	12.397	11.887	11.484
<b>1980</b>	10.98	11.251	11.49	11.48	12.017	11.798	10.206	9.87	9.945	10.056	10.426	10.961
<b>1979</b>	8.777	8.904	8.82	9.082	9.046	9.224	9.202	9.528	9.259	9.814	10.223	10.218
<b>1978</b>	6.92	7.05	7.14	7.27	7.386	7.569	7.652	7.821	7.871	8.11	8.286	8.769
<b>1977</b>	5.77	5.66	5.66	5.65	5.76	5.85	5.93	6.05	6.09	6.09	6.61	6.73

01/01/2026 - 03/31/2026 Mid YTW BGN Local CCY ▾ Mov Avgs ▾ Key Events

1D 3D 1M 6M YTD 1Y 5Y Max Daily ▾ Table + Related Data ▾ Add Data << Edit Chart ⚙

Mid Yield To Convention	3.806
High on 03/26/26	3.989
Average	3.591
Low on 02/27/26	3.379



01/26/26

2026

04/01/2026 - 05/18/2026 Mid YTW BGN Local CCY Mov Avgs Key Events

1D 3D 1M 6M YTD 1Y 5Y Max Daily Table + Related Data Add Data Edit Chart

Mid Yield To Convention	4.061
High on 05/15/26	4.085
Average	3.865
Low on 04/17/26	3.719

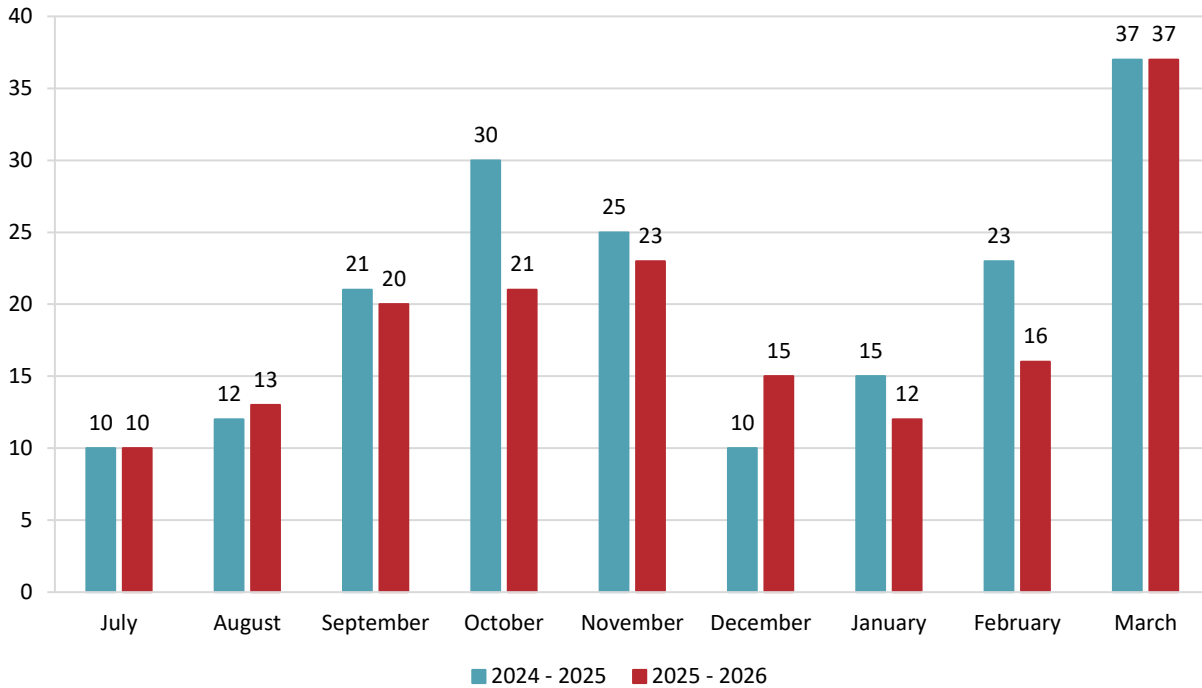


## AUTO CLAIM ASSIGNMENTS

2024 – 2025 Coverage Term vs. 2025 – 2026 Coverage Term  
Q3 Review

### Monthly Comparison

1<sup>st</sup> – 3<sup>rd</sup> Quarter



<b>Auto Claims per Quarter</b>	<b>2024 – 2025</b>	<b>2025 - 2026</b>
1 <sup>st</sup> Quarter (July – September)	43	43
2 <sup>nd</sup> Quarter (October – December)	65	59
3 <sup>rd</sup> Quarter (January – March)	75	65
<b>Total</b>	<b>183</b>	<b>167</b>

<b>Total Claim Types (1<sup>st</sup> – 3<sup>rd</sup> Quarter)</b>	<b>2024 – 2025</b>	<b>2025 - 2026</b>
Collision	92	88
Property Damage	63	58
Bodily Injury	22	19
Comprehensive	6	2
Miscellaneous	0	0
<b>Total</b>	<b>183</b>	<b>167</b>

## AUTO CLAIM ASSIGNMENTS

2024 – 2025 Coverage Term vs. 2025 – 2026 Coverage Term  
Q3 Review

Quarter 1

Quarter 2

	24 – 25	25 – 26
<b>July – Total</b>	<b>10</b>	<b>10</b>
Collision	6	5
Property Damage	3	4
Bodily Injury	1	0
Comprehensive	0	1
Miscellaneous	0	0
<b>August – Total</b>	<b>12</b>	<b>13</b>
Collision	8	8
Property Damage	4	4
Bodily Injury	0	1
Comprehensive	0	0
Miscellaneous	0	0
<b>September – Total</b>	<b>21</b>	<b>20</b>
Collision	13	11
Property Damage	2	5
Bodily Injury	5	4
Comprehensive	1	0
Miscellaneous	0	0
<b>October – Total</b>	<b>30</b>	<b>21</b>
Collision	18	8
Property Damage	10	12
Bodily Injury	0	1
Comprehensive	2	0
Miscellaneous	0	0
<b>November – Total</b>	<b>25</b>	<b>23</b>
Collision	12	13
Property Damage	9	6
Bodily Injury	4	4
Comprehensive	0	0
Miscellaneous	0	0
<b>December – Total</b>	<b>10</b>	<b>15</b>
Collision	7	8
Property Damage	3	4
Bodily Injury	0	3
Comprehensive	0	0
Miscellaneous	0	0

	24 – 25	25 – 26
<b>January – Total</b>	<b>15</b>	<b>12</b>
Collision	7	8
Property Damage	3	3
Bodily Injury	5	1
Comprehensive	0	0
Miscellaneous	0	0
<b>February – Total</b>	<b>23</b>	<b>16</b>
Collision	10	11
Property Damage	10	5
Bodily Injury	3	0
Comprehensive	0	0
Miscellaneous	0	0
<b>March – Total</b>	<b>37</b>	<b>37</b>
Collision	11	16
Property Damage	19	15
Bodily Injury	4	5
Comprehensive	3	1
Miscellaneous	0	0

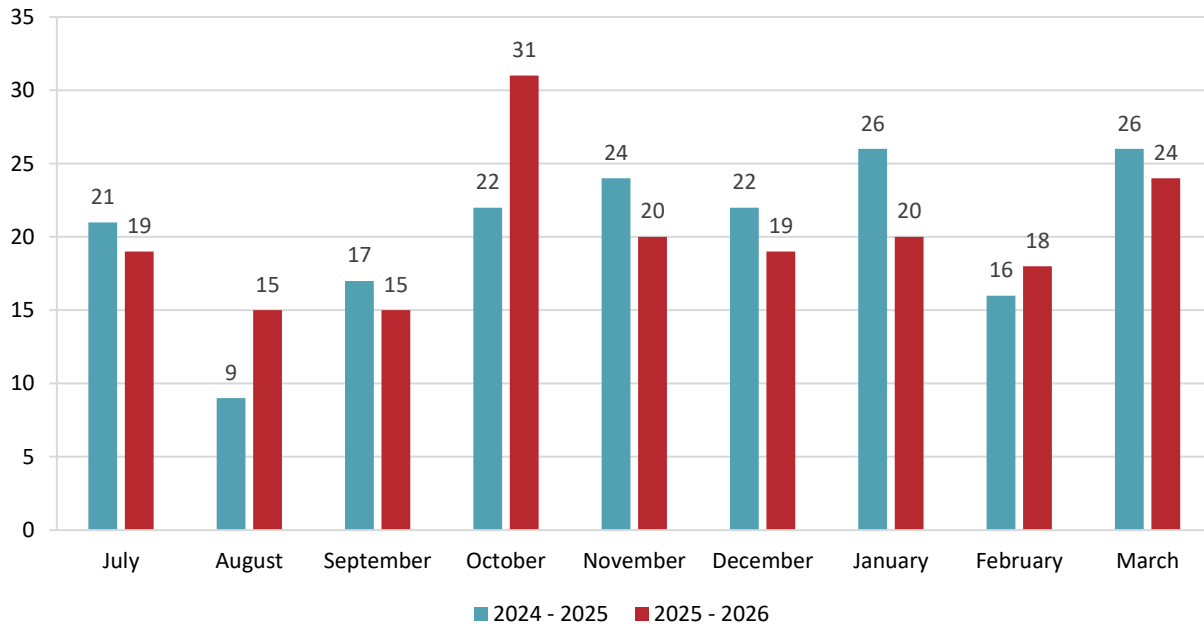
Quarter 3

## LIABILITY CLAIM ASSIGNMENTS

2024 – 2025 Coverage Term vs. 2025 – 2026 Coverage Term  
Q3 Review

### Monthly Comparison

1<sup>st</sup> – 3<sup>rd</sup> Quarter



Liability Claims per Quarter	2024 - 2025	2025 - 2026
1 <sup>st</sup> Quarter (July – September)	47	49
2 <sup>nd</sup> Quarter (October – December)	68	70
3 <sup>rd</sup> Quarter (January – March)	68	62
<b>Total</b>	<b>183</b>	<b>181</b>

Total Claim Types (1 <sup>st</sup> – 3 <sup>rd</sup> Quarter)	2024 - 2025	2025 - 2026
Bodily Injury	77	87
Personal Injury	44	28
Sexual Misconduct	10	14
Property Damage	29	25
Employment Practices	22	21
Errors & Omissions	0	2
Emp Benefits & Wrongful Acts	0	3
Administrative	1	1
<b>Total</b>	<b>183</b>	<b>181</b>

## LIABILITY CLAIM ASSIGNMENTS

2024 – 2025 Coverage Term vs. 2025 – 2026 Coverage Term

*Q3 Review*

Quarter 1

	24 – 25	25 – 26
<b>July – Total</b>	<b>21</b>	<b>19</b>
Bodily Injury	7	10
Personal Injury	2	6
Sexual Misconduct	1	0
Property Damage	5	0
Employment Practices	5	1
Emp. Benefits & Wrong Acts	0	1
Administrative	1	1
<b>August – Total*</b>	<b>9</b>	<b>15</b>
Bodily Injury	3	6
Personal Injury	2	2
Sexual Misconduct	1	3
Property Damage	2	2
Employment Practices	1	2
Errors & Omissions	0	0
Administrative	0	0
<b>September – Total</b>	<b>17</b>	<b>15</b>
Bodily Injury	9	13
Personal Injury	2	1
Sexual Misconduct	0	0
Property Damage	3	0
Employment Practices	3	1
Errors & Omissions	0	0
Administrative	0	0
<b>October – Total</b>	<b>21</b>	<b>32</b>
Bodily Injury	4	15
Personal Injury	5	11
Sexual Misconduct	6	1
Property Damage	4	2
Employment Practices	2	2
Errors & Omissions	0	1
Administrative	0	0
<b>November – Total</b>	<b>24</b>	<b>20</b>
Bodily Injury	6	11
Personal Injury	13	2
Sexual Misconduct	1	0
Property Damage	2	4
Employment Practices	2	3
Errors & Omissions	0	0
Administrative	0	0
<b>December – Total</b>	<b>22</b>	<b>19</b>
Bodily Injury	11	8
Personal Injury	1	1
Sexual Misconduct	2	2
Property Damage	4	3
Employment Practices	4	4
Errors & Omissions	0	1
Administrative	0	0

Quarter 3

	24 – 25	25 – 26
<b>January – Total</b>	<b>26</b>	<b>20</b>
Bodily Injury	11	7
Personal Injury	9	2
Sexual Misconduct	1	3
Property Damage	2	4
Employment Practices	3	3
Emp. Benefits & Wrong Acts	0	1
Administrative	0	0
<b>February – Total</b>	<b>16</b>	<b>18</b>
Bodily Injury	11	7
Personal Injury	0	0
Sexual Misconduct	0	4
Property Damage	4	5
Employment Practices	1	2
Errors & Omissions	0	0
Administrative	0	0
<b>March – Total</b>	<b>26</b>	<b>24</b>
Bodily Injury	14	10
Personal Injury	4	3
Sexual Misconduct	4	1
Property Damage	3	5
Employment Practices	1	4
Emp. Benefits & Wrong Acts	0	1
Administrative	0	0

\* Total does not reflect SEVCP claims opened at the beginning of each fiscal year.

## LIABILITY CLAIM ASSIGNMENTS

2024 – 2025 Coverage Term vs. 2025 – 2026 Coverage Term  
Q3 Review

### Fiscal Year Comparison of Sexual Abuse Claim<sup>†</sup> Filings

	<b>2024 - 2025</b>	<b>2025 - 2026</b>
July	1	1
August	1	3
September	0	0
October	0	3
November	1	2
December	6	3
January	2	3
February	0	4
March	6	2
<b>Total</b>	<b>17</b>	<b>21</b>

### All Active Sexual Abuse Claims Summary as of May 15, 2026

The table below presents aggregate totals for each variable across all active sexual abuse claims to provide a high-level snapshot of the current portfolio. It details the count of open claims, outstanding indemnity and legal reserves, and legal fees incurred.

	Previous update	Current
Total # of open sexual abuse claims	68	71
Current indemnity reserves	\$17,187,500.00	\$19,247,707.35
Current legal reserves	\$2,494,779.33	\$2,944,254.91
Legal paid	\$3,587,040.44	\$3,816,688.40

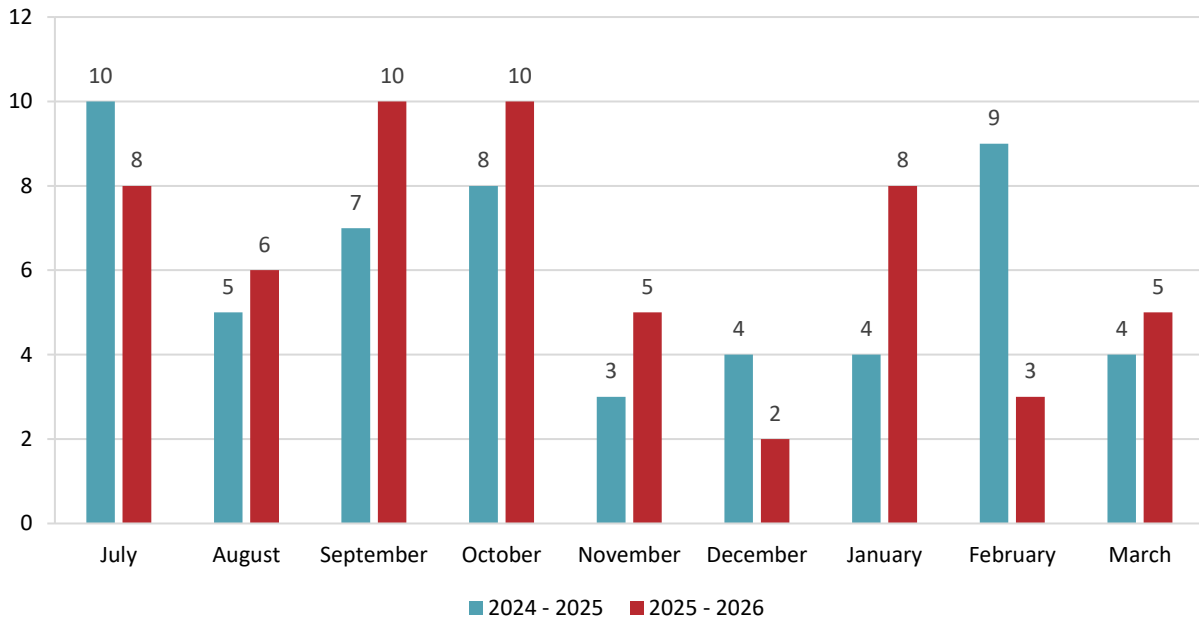
<sup>†</sup>Claims for sexual assault, molestation, and sexual harassment alleged to have occurred *prior* to July 1, 2020 are grouped under *L-BI*.  
Claims for sexual assault, molestation, and sexual harassment alleged to have occurred *on or after* July 1, 2020 are grouped under *L-SM*.

## PROPERTY CLAIM ASSIGNMENTS

2024 – 2025 Coverage Term vs. 2025 – 2026 Coverage Term  
Q3 Review

### Monthly Comparison

1<sup>st</sup> – 3<sup>rd</sup> Quarter



Property Claims per Quarter	2024 - 2025	2025 - 2026
1 <sup>st</sup> Quarter (July – September)	22	24
2 <sup>nd</sup> Quarter (October – December)	15	17
3 <sup>rd</sup> Quarter (January – March)	17	16
<b>Total</b>	<b>54</b>	<b>57</b>

Total Claim Types (1 <sup>st</sup> – 3 <sup>rd</sup> Quarter)	2024 - 2025	2025 - 2026
Water	13	7
Wind	6	4
Fire	7	3
Theft	13	21
Vehicle	11	11
Other <sup>‡</sup>	4	11
<b>Total</b>	<b>54</b>	<b>57</b>

<sup>‡</sup> Other to include the following: All Physical Loss, Boiler/Machinery, Crime, Lighting, and Vandalism.

## PROPERTY CLAIM ASSIGNMENTS

2024 – 2025 Coverage Term vs. 2025 – 2026 Coverage Term

*Q3 Review*

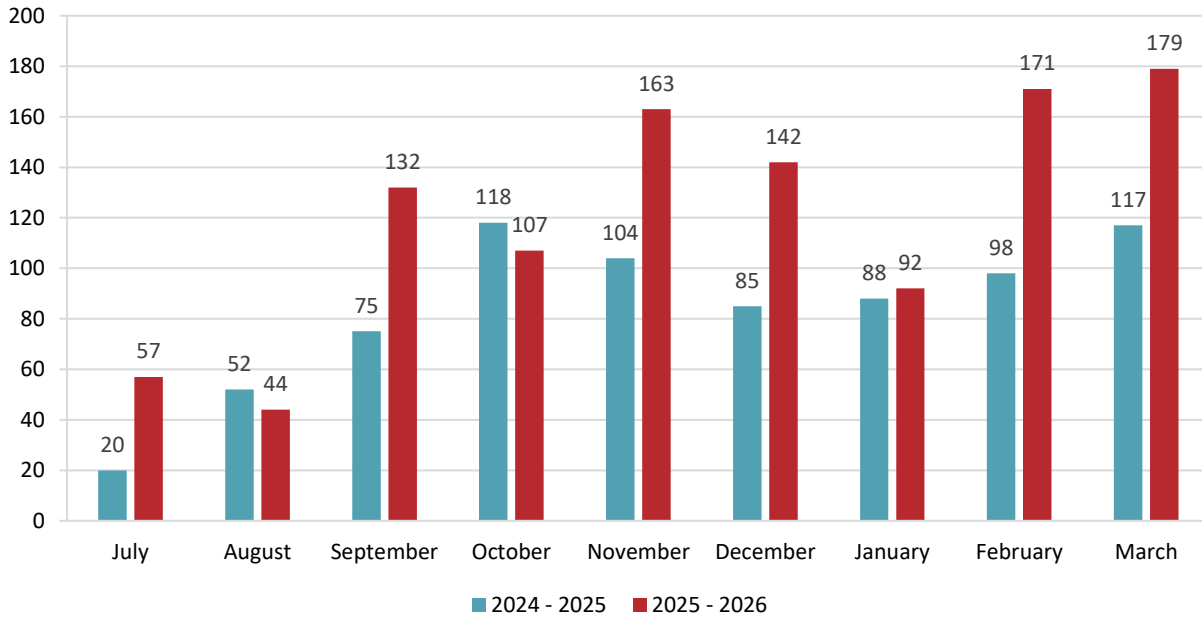
	24 – 25	25 – 26		24 – 25	25 – 26	
Quarter 1	<b>July – Total</b>	<b>10</b>	<b>8</b>	<b>January – Total</b>	<b>4</b>	<b>8</b>
	Water	4	1	Water	1	2
	Wind	0	1	Wind	2	0
	Fire	1	1	Fire	0	0
	Theft	2	3	Theft	1	4
	Vehicle	2	1	Vehicle	0	1
	Other	1	1	Other	0	1
	<b>August – Total</b>	<b>5</b>	<b>6</b>	<b>February – Total</b>	<b>9</b>	<b>3</b>
	Water	0	0	Water	1	0
	Wind	1	0	Wind	2	0
Fire	1	0	Fire	1	0	
Theft	2	2	Theft	2	3	
Vehicle	1	2	Vehicle	2	0	
Other	0	2	Other	1	0	
<b>September – Total</b>	<b>7</b>	<b>10</b>	<b>March – Total</b>	<b>4</b>	<b>5</b>	
Water	2	1	Water	0	1	
Wind	0	1	Wind	0	0	
Fire	1	2	Fire	1	0	
Theft	1	2	Theft	2	2	
Vehicle	2	2	Vehicle	1	1	
Other	1	2	Other	0	1	
Quarter 2	<b>October – Total</b>	<b>8</b>	<b>10</b>			
	Water	5	1			
	Wind	0	0			
	Fire	2	0			
	Theft	1	4			
	Vehicle	0	2			
	Other	0	3			
	<b>November – Total</b>	<b>3</b>	<b>5</b>			
	Water	0	0			
	Wind	0	2			
Fire	0	0				
Theft	2	1				
Vehicle	0	1				
Other	1	1				
<b>December – Total</b>	<b>4</b>	<b>2</b>				
Water	0	1				
Wind	1	0				
Fire	0	0				
Theft	0	0				
Vehicle	3	1				
Other	0	0				

## STUDENT INSURANCE CLAIM ASSIGNMENTS

2024 – 2025 Coverage Term vs. 2025 – 2026 Coverage Term  
Q3 Review

### Monthly Comparison

1<sup>st</sup> – 3<sup>rd</sup> Quarter



Student Insurance Claims per Quarter	2024 - 2025	2025 - 2026
1 <sup>st</sup> Quarter (July – September)	147	233
2 <sup>nd</sup> Quarter (October – December)	307	412
3 <sup>rd</sup> Quarter (January – March)	303	442
<b>Total</b>	<b>757</b>	<b>1,087</b>

Total Claim Types (1 <sup>st</sup> – 3 <sup>rd</sup> Quarter)	2024 - 2025	2025 - 2026
Assault	11	22
Athletic Competition/PE	261	336
Auto	2	0
Event	5	5
Other General Liability	192	312
Playground	101	126
Slip/Trip/Fall	185	286
<b>Total</b>	<b>757</b>	<b>1,087</b>

## STUDENT INSURANCE CLAIM ASSIGNMENTS

2024 – 2025 Coverage Term vs. 2025 – 2026 Coverage Term

Q3 Review

Quarter 1

	24 – 25	25 – 26
<b>July – Total</b>	<b>20</b>	<b>57</b>
Assault	1	1
Athletic Competition/PE	2	11
Auto	0	0
Event	0	0
Other General Liability	8	19
Playground	5	7
Slip/Trip/Fall	4	19
<b>August – Total</b>	<b>52</b>	<b>4</b>
Assault	0	1
Athletic Competition/PE	10	18
Auto	0	0
Event	0	1
Other General Liability	22	9
Playground	7	2
Slip/Trip/Fall	13	13
<b>September – Total</b>	<b>75</b>	<b>132</b>
Assault	1	2
Athletic Competition/PE	23	46
Auto	0	0
Event	0	2
Other General Liability	22	30
Playground	9	16
Slip/Trip/Fall	20	36
<b>October – Total</b>	<b>118</b>	<b>107</b>
Assault	2	1
Athletic Competition/PE	34	26
Auto	1	0
Event	0	0
Other General Liability	40	32
Playground	9	10
Slip/Trip/Fall	32	38
<b>November – Total</b>	<b>104</b>	<b>163</b>
Assault	4	3
Athletic Competition/PE	32	58
Auto	0	0
Event	1	0
Other General Liability	27	41
Playground	19	21
Slip/Trip/Fall	21	40
<b>December – Total</b>	<b>85</b>	<b>142</b>
Assault	0	1
Athletic Competition/PE	39	40
Auto	0	0
Event	1	0
Other General Liability	16	45
Playground	15	22
Slip/Trip/Fall	14	34

Quarter 2

	24 – 25	25 – 26
<b>January – Total</b>	<b>88</b>	<b>92</b>
Assault	2	3
Athletic Competition/PE	32	28
Auto	1	0
Event	2	1
Other General Liability	15	19
Playground	12	10
Slip/Trip/Fall	24	31
<b>February – Total</b>	<b>98</b>	<b>171</b>
Assault	1	5
Athletic Competition/PE	40	57
Auto	0	0
Event	1	1
Other General Liability	27	58
Playground	8	19
Slip/Trip/Fall	21	31
<b>March – Total</b>	<b>117</b>	<b>179</b>
Assault	0	5
Athletic Competition/PE	49	52
Auto	0	0
Event	0	0
Other General Liability	15	59
Playground	17	19
Slip/Trip/Fall	36	44

Quarter 3

# SISC Partners with PublicSchoolWORKS

Now Available for  
SISC I and SISC II Districts



**SISC**

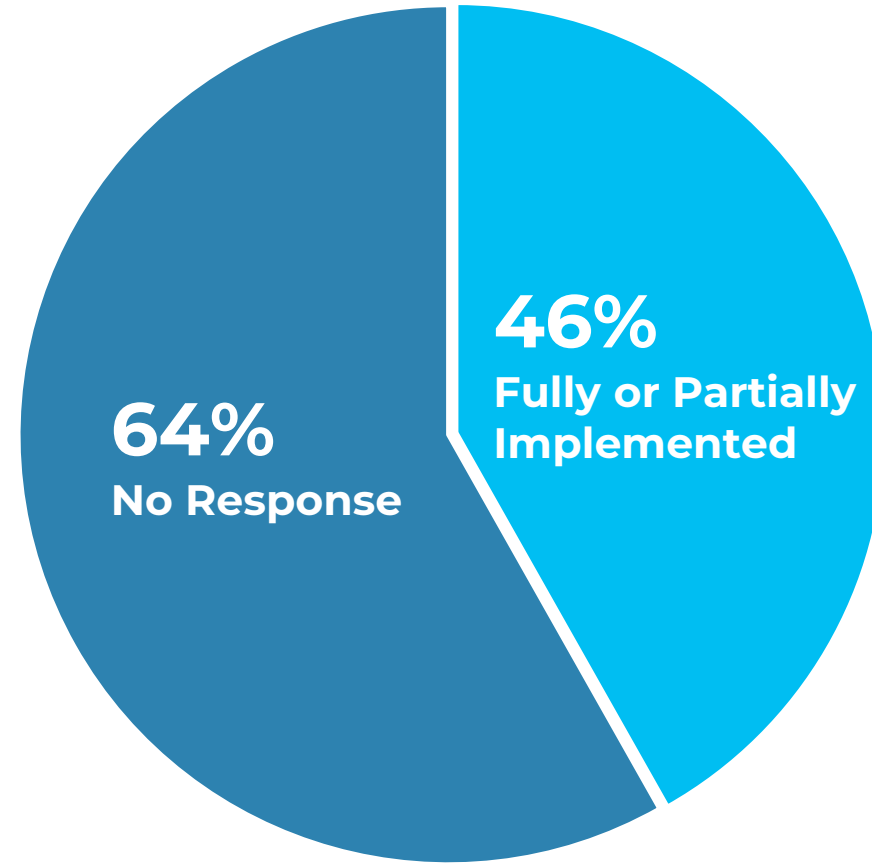
Self-Insured Schools  
of California  
*Schools Helping Schools*



**SISC**

Self-Insured Schools of California  
*Schools Helping Schools*

**W** PUBLIC SCHOOL  
**WORKS**



**SISC I & II Districts**

# Property & Liability

- » Safe & Supportive Schools
  - » AB 5, Safety & Supportive Schools
  - » Training curriculum to support LGBTQ+ cultural competency
  - » Local education agencies and schools grades 7-12
  - » 1 hour, annually for 5 years
- » CANRA
  - » AB 1913 and SB 848 compliant



# Property & Liability

- » Student Heat Safety
  - » SB 1248
  - » Signs of weather-related heart distress and response measures
  - » Personal risk factors: medications, asthma, heart conditions
  - » Wet Bulb Globe Temperature (WBGT) for athletic events
    - » Temperature, humidity, radiant heat, wind
- » Additional Topics:
  - » Healthy Boundaries: Maintaining Professional Relationships with Students
  - » Cybersecurity Awareness
  - » Bully Prevention
  - » Social Media Use
  - » Title IX
  - » Conflict Management

# Contact Us



**SISC**

Self-Insured Schools of California  
*Schools Helping Schools*

**Kerri Jones**

[kejones@siscschools.org](mailto:kejones@siscschools.org)